

Illustrations

Figures

Chapter Six

- 1 The South Bank Site.
- 2 The Stockholm Exhibition Site.
- 3 The Paradiset Restaurant.
- 4 Interior of the Paradiset Restaurant.
- 5 Exterior of the Paradiset Restaurant.
- 6 The Layout of the South Bank Site.
- 7 The Exterior of the Power and Production Pavilion.
- 8 The Floor Plan of the Power and Production Pavilion.
- 9 The Way to go round the Power and Production Pavilion.
- 10 Interior of the Power and Production Pavilion.
- 11 Interior of the Power and Production Pavilion.
- 12 The Exterior of the Transport Pavilion.
- 13 The Entrance to the Transport Pavilion.
- 14 Map of the Transport Pavilion.
- 15 Interior of the Transport Pavilion.
- 16 Interior of the Transport Pavilion.
- 17 Exhibits in the Transport Pavilion.
- 18 Exhibits in the Transport Pavilion.
- 19 Exterior of the Dome of Discovery at night.
- 20 Interior of the Dome of Discovery.
- 21 The Route around the Dome of Discovery.
- 22 Interior of the Dome of Discovery.
- 23 Skylon.
- 24 Skylon at night.
- 25 The Open Concourse of the Upstream Section.
- 26 Exterior of the Lion and Unicorn Pavilion.
- 27 Interior of the Lion and Unicorn Pavilion.
- 28 Spatial arrangements in the Lion and Unicorn Pavilion.
- 29 The Ceiling of the Lion and Unicorn Pavilion.
- 30 The Symbols of the Lion and Unicorn Pavilion.
- 31 Layout of the Homes and Gardens Pavilion.
- 32 The Introductory Section, Homes and Gardens Pavilion.
- 33 The Entrance to the Homes and Gardens Pavilion.
- 34 The Baby's Bedroom, Homes and Gardens Pavilion.
- 35 The Bed-sitting Room, Homes and Gardens Pavilion.
- 36 The Girl's Bedroom, Homes and Gardens Pavilion.
- 37 The Boy's Bedroom, Homes and Gardens Pavilion.
- 38 The Rural Kitchen, Homes and Gardens Pavilion.
- 39 The Kitchens, Homes and Gardens Pavilion.
- 40 The Kitchens, Homes and Gardens Pavilion.
- 41 Kitchen Equipment, Homes and Gardens Pavilion.
- 42 The Rural Sitting Room, Homes and Gardens Pavilion.
- 43 Musical Hobbies, Homes and Gardens Pavilion.
- 44 Hobbies, Homes and Gardens Pavilion.
- 45 The Parlour, Homes and Gardens Pavilion.
- 46 The Sitting Room, Homes and Gardens Pavilion.
- 47 The Sitting Room, Homes and Gardens Pavilion.



Figures

Chapter Six cont.

- 48 Peter Shepheard's Herb Garden, Homes and Gardens Pavilion.
49 An alternative garden, Homes and Gardens Pavilion.
50 The downstream section, Homes and Gardens Pavilion.
51 Landscape, South Bank.

Figures

Chapter Seven

- 52 The Entrance to the Science Exhibition, South Kensington.
53 The Way to go around the Science Exhibition.
54 The Atomic Structure section, Science Exhibition.
55 The Living Structure section, Science Exhibition.
56 The Stop Press section, Science Exhibition.
57 Nimrod the calculating machine, Science Exhibition.
58 Map of the site of the Exhibition of Architecture, Town Planning and Building Research.
59 Gremlin Grange, Exhibition of Architecture.
60 Housing on the east site of the Exhibition of Architecture.
61 The Show Gardens on the east site of the Exhibition of Architecture.
62 The two-storey flats on the central site of the Exhibition of Architecture.
63 The six-storey flats on the west site of the Exhibition.
64 Shopping Centre and Market Place, Exhibition of Architecture.
65 Market Place, Exhibition of Architecture.
66 Ricardo Street Primary School, Exhibition of Architecture.
67 The Festival Pleasure Gardens and Funfair Battersea.
68 Map of Pleasure Gardens and Fun Fair.
69 The Towers flanking the main vista of the Pleasure Gardens, Battersea.
70 The Main Vista of the Pleasure Gardens, Battersea.
71 James Gardener's Dance pavilion, the Pleasure Gardens, Battersea.
72 Bruce Angrave's Fiery Dragon, the Pleasure Gardens, Battersea.
73 'Neptune', designed by Rowland Emett, the Pleasure Gardens, Battersea.
74 'Nellie', designed by Rowland Emett, the Pleasure Gardens, Battersea.




Fig 1

An Artists Impression of the
South Bank Site




Fig 2

The incomparable setting of
Stockholm Exhibition, with
the dancing figures by Carl
Milles in the foreground




Fig 3

The Paradiset Restaurant with its walls of glass, its circular orange blinds, and its fantastic orange-ceilinged interior, decorated with hanging grotesque animals




Fig 4 . The interior of the Paradiset
The use of spherical lights
in rows broke the monotony and
yet emphasized the horizontality
of the whole




Fig 5

The flank of the Paradiset,
the slender columns were
coloured deep blue

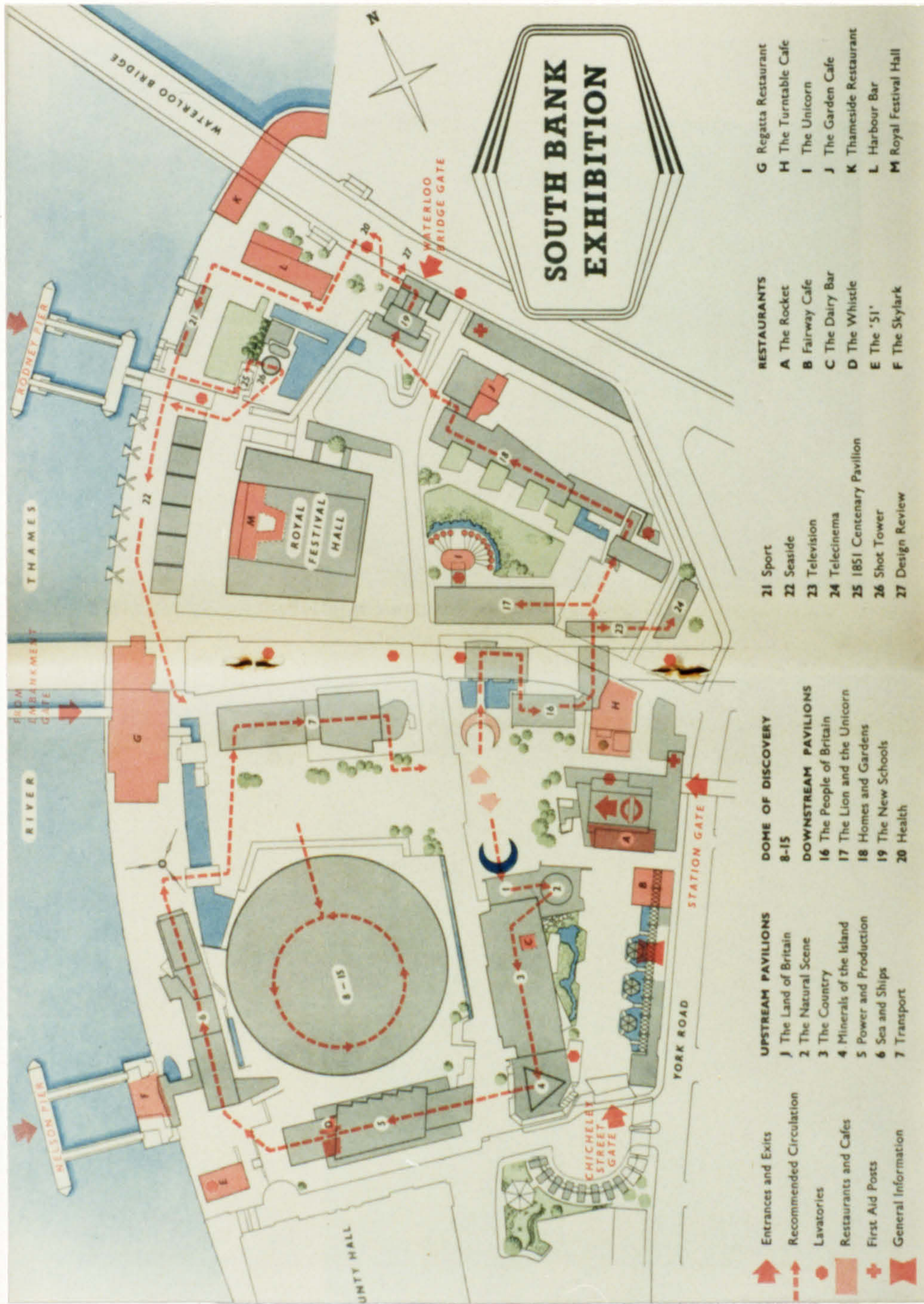
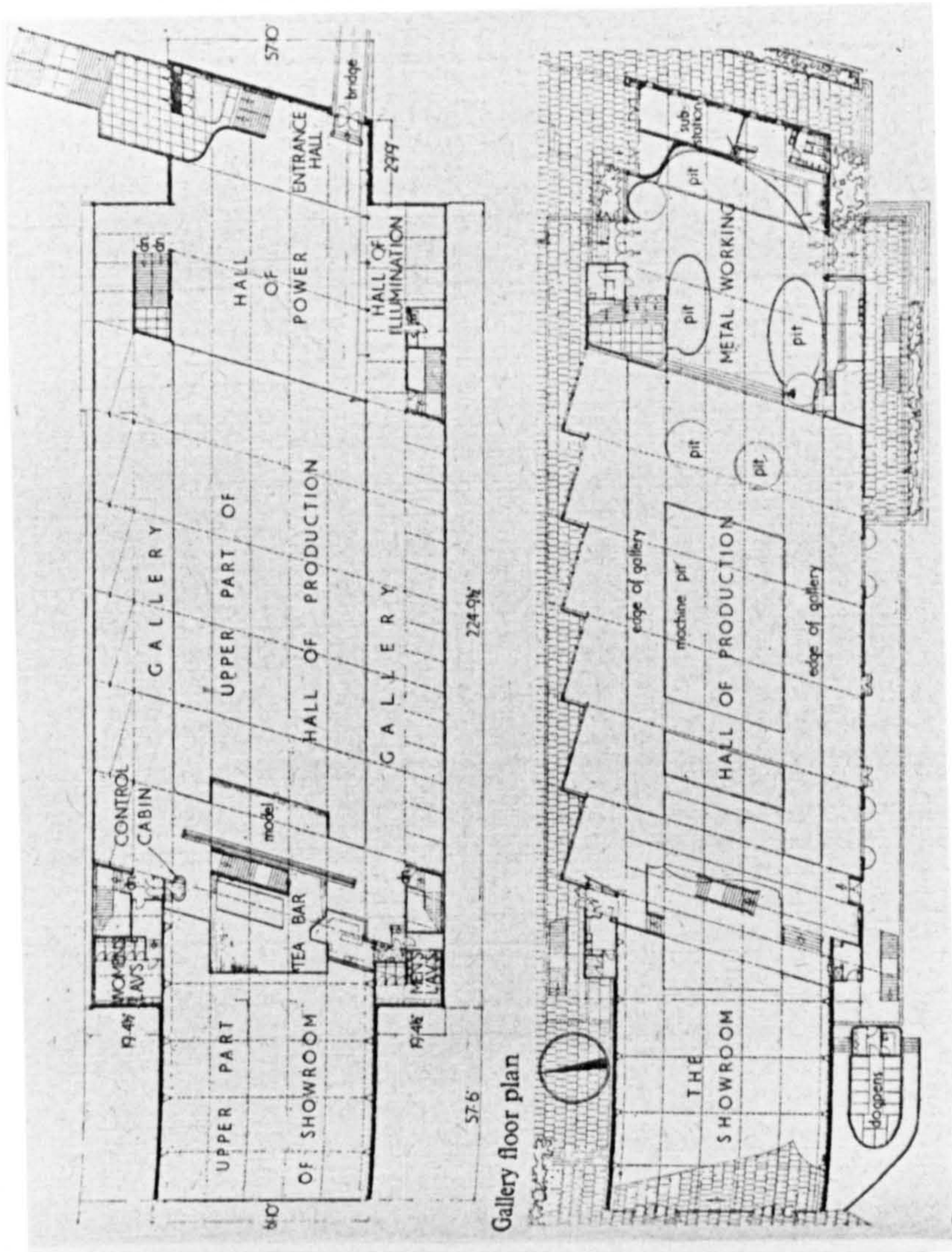


Fig 6 The way to go around the South Bank Site



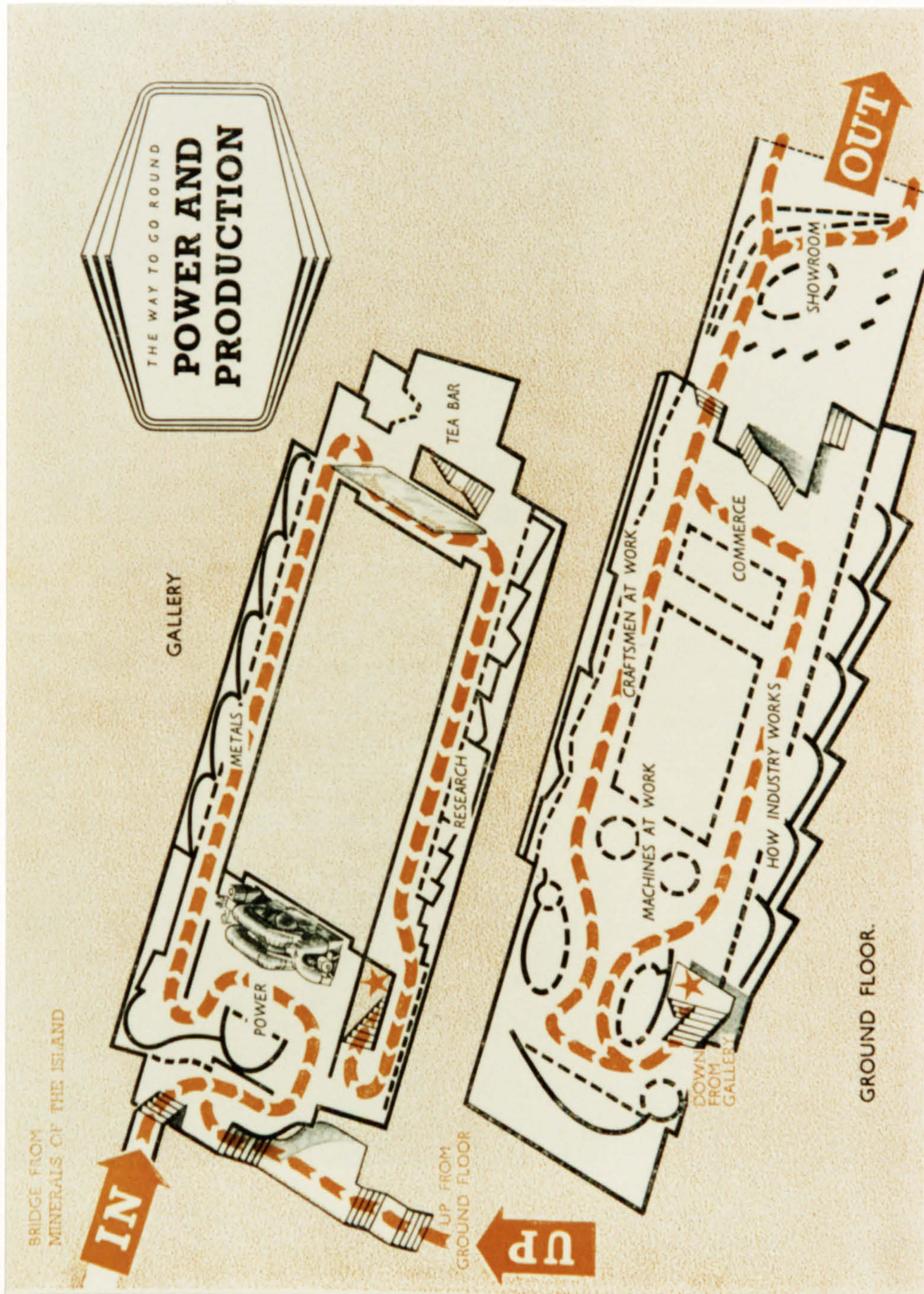
Fig 7

The South Bank:
The Power and Production
Pavilion, to the right of the
picture is the outer edge of
the Dome of Discovery



Power and Production Pavilion:
The ground and gallery floor
plan of the pavilion

Fig 8



The way to go around the Power and Production Pavilion

Fig 9




Fig 10

Power and Production Pavilion:
The interior showing the
cantilevered galleries on the
long sides of the Hall and the
curved precast concrete slabs.
Also showing the ceiling of the
Hall




Fig 11

Power and Production Pavilion:
Interior of side hall on Light
space frames in a fragile
lattice work design painted off
white and the ceilings were
painted dark blue




Fig 12

Transport Pavilion:
The main structure - a bold
sheer cliff-shaped building
with a facade composed entirely
of glass


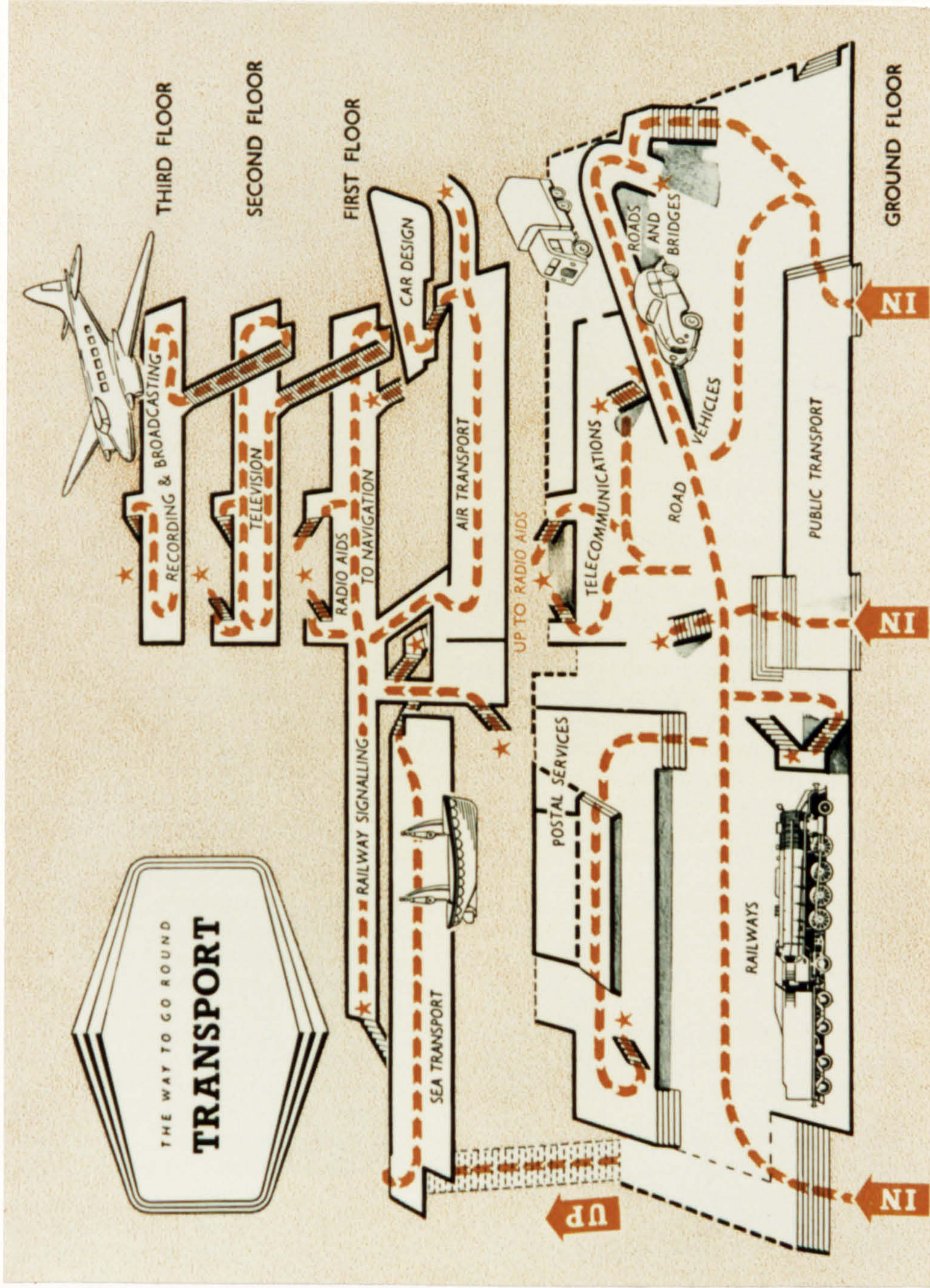


Fig 13

Transport Pavilion:
The Entrance, visible
are the large locomotive
displays



Map of Transport Pavilion

Fig 14




Fig 15

Transport Pavilion:
Interior of the Central Hall
the aircraft suspended from
the ceiling were the centre-
piece of this pavilion. The
glass windows through which
they were visible, were
designed to slide open




Fig 16 Transport Pavilion:
The two types of staircase
used throughout the pavilion.
To the left is the cantilevered
staircase with central spine
and steel plated balustrade:
to the right is the
conventional concrete staircase
cast to include its balustrade.




Fig 17

Transport Pavilion:
Some of the larger exhibits
in the Pavilion.



Fig 18

Transport Pavilion:
Some of the larger exhibits
in the Pavilion.




Fig 19

Dome of Discovery:
View of the exterior at night.




Fig 20

Dome of Discovery:
Interior of Dome showing
top gallery supported by
reinforced concrete fins
and lattice work of ceiling

THE WAY TO GO ROUND
THE DOME

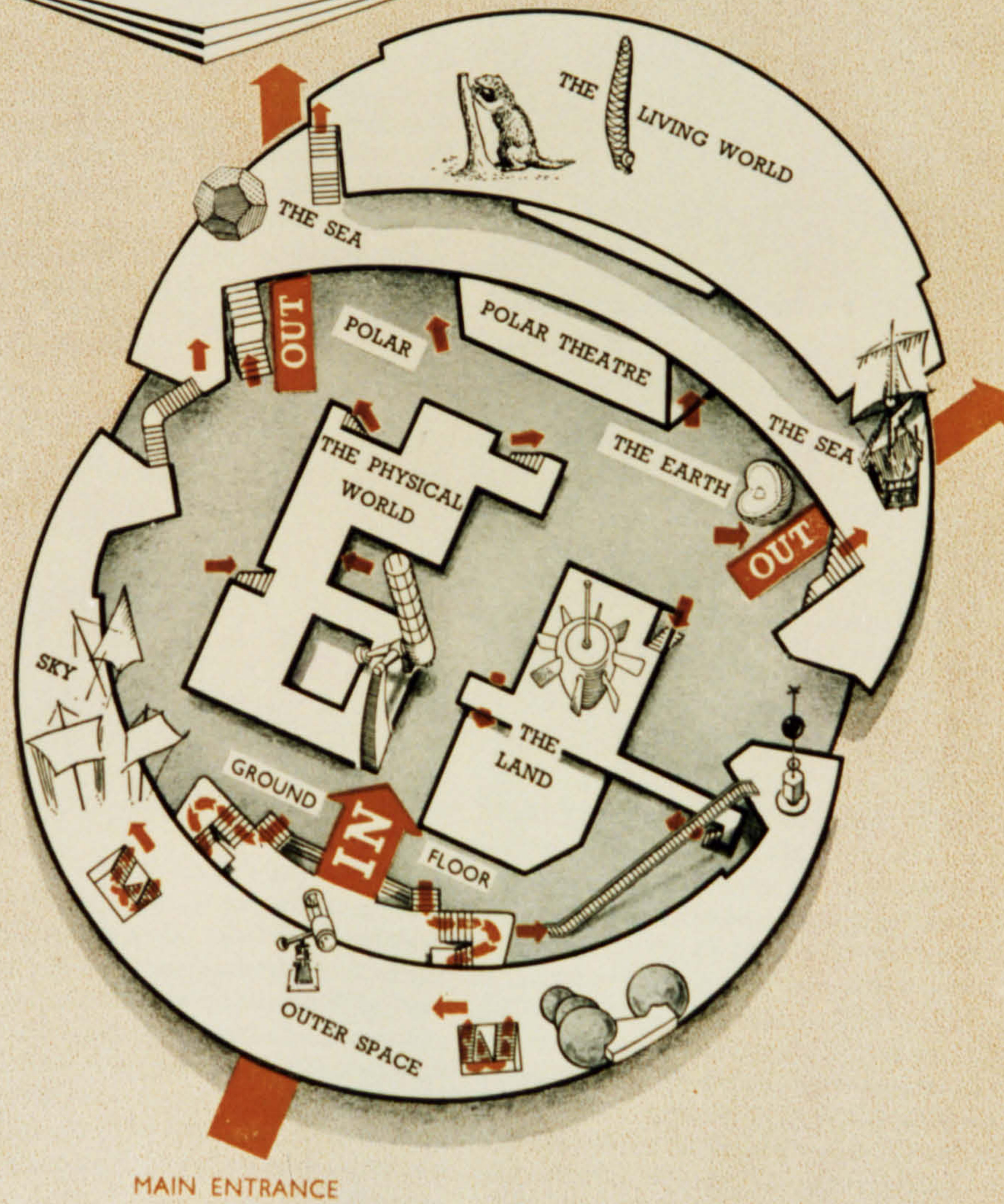


Fig 21

Dome of Discovery:
The route around the Dome
of Discovery.



Fig 22
Dome of Discovery:
Interior




Fig 23

Skylon



Fig 24

Skylon at night



Fig 25 The open concourse of the
Upstream Section



Fig 26 Lion and Unicorn Pavilion:
Exterior




Fig 27

Lion and Unicorn Pavilion:
Interior: the south wall
with its louvred eye-windows.
In the foreground is part of
the British Law Display

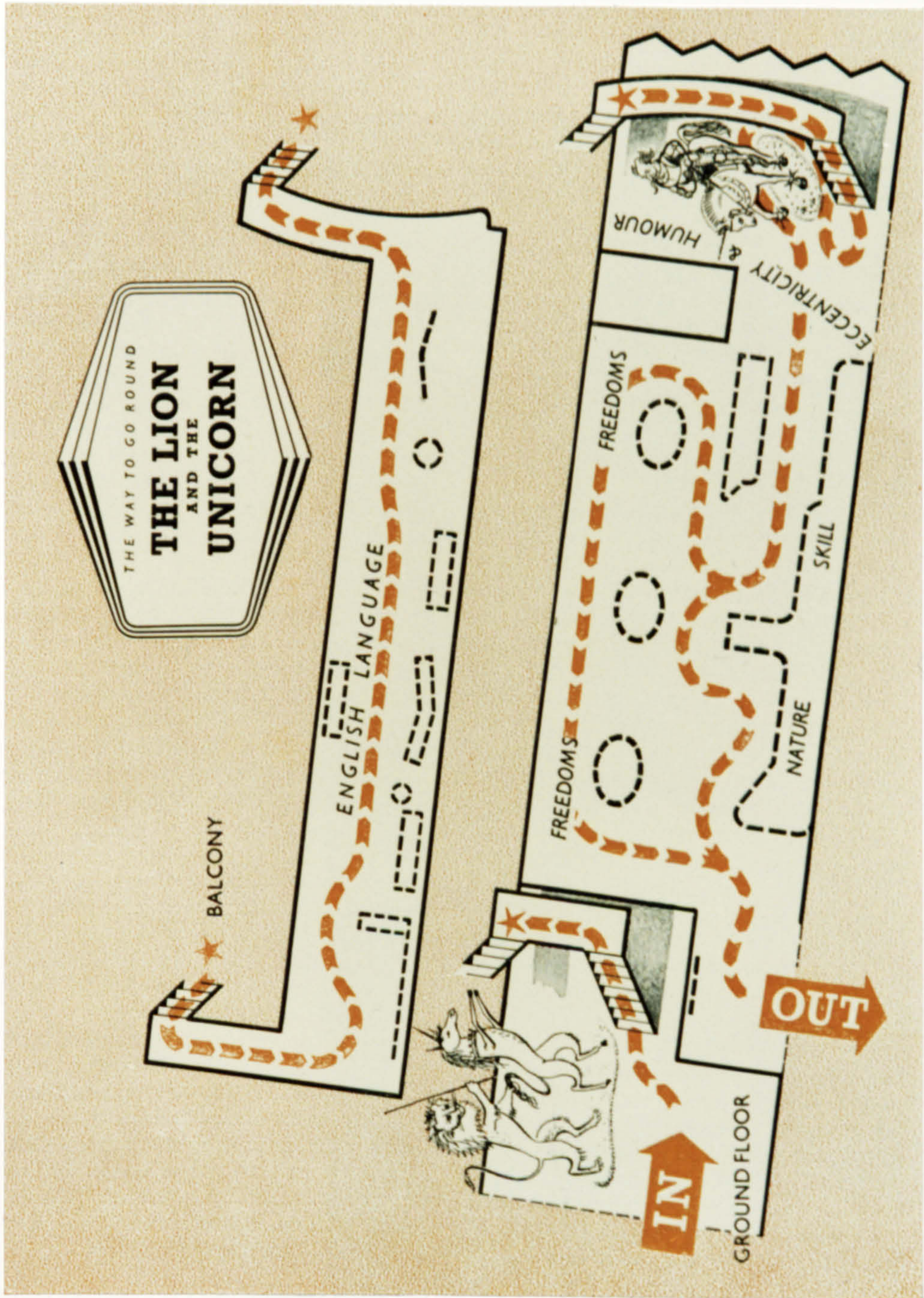


Fig 28
 Lion and Unicorn Pavilion:
 Spatial arrangements




Fig 29

Lion and Unicorn Pavilion:
The ceiling with its flock of
suspended doves.




Fig 30 Lion and Unicorn Pavilion:
The symbols

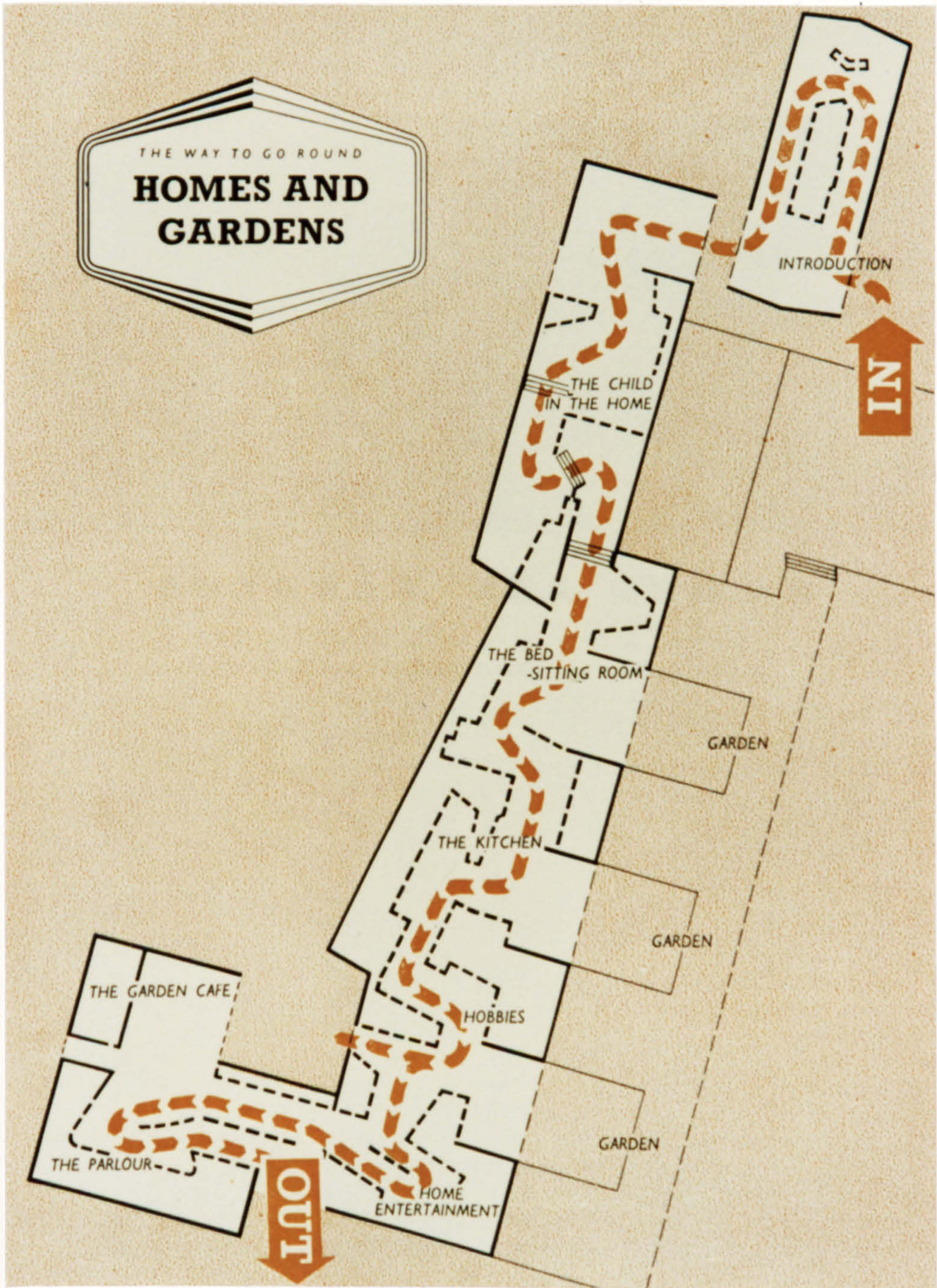



Fig 31

Homes and Gardens Pavilion:
The Layout



Homes and Gardens Pavilion:
The Introductory Section

Fig 32



Fig 33
Homes and Gardens Pavilion:
The Entrance



Fig 34

Homes and Gardens Pavilion:
The Baby's Bedroom



Fig 35

Homes and Gardens Pavilion:
The Bedsitting Room

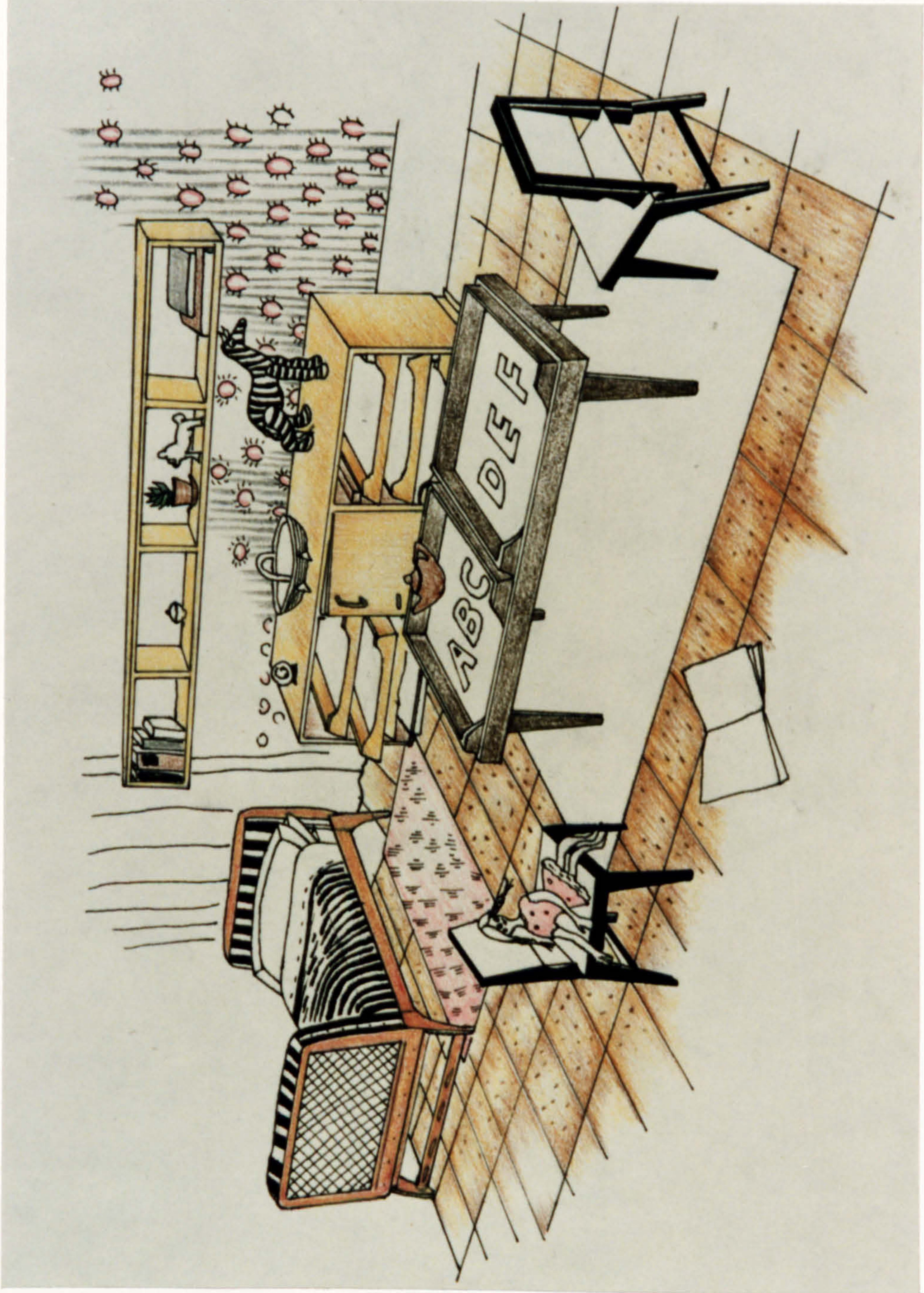


Fig 36

Homes and Gardens Pavilion:
The Girls Bedroom



Fig 37

Homes and Gardens Pavilion:
The Boys Bedroom




Fig 38

Homes and Gardens Pavilion
The rural kitchen



Fig 39

Homes and Gardens Pavilion:
Displays of kitchens



Fig 40 Homes and Gardens Pavilion:
Displays of kitchen



Fig 41

Homes and Gardens Pavilion:
Kitchen equipment




Fig 42

Homes and Gardens Pavilion:
The rural sittingroom



Fig 43

Homes and Gardens Pavilion:
Musical Hobbies



Fig 44

Homes and Gardens Pavilion:
Hobbies




Fig 45

Homes and Gardens Pavilion:
The Parlour



Fig 46

Homes and Gardens Pavilion:
Sitting Room



Fig 47

Homes and Gardens Pavilion:
Sitting Room




Fig 48

Homes and Gardens Pavilion:
Peter Shephard's Herb Garden,
this garden formed one of the
many garden's on display in
the Pavilion



Fig 49 Homes and Gardens Pavilion:
An alternative garden erected
vertically, and decorated with
flower pots and different wall
textures and patterns




Fig 50

Homes and Gardens Pavilion:
Downstream Section, the
ornamental lake surrounding
the Unicorn Cafe designed by
Peter Shepherd




Fig 51

Landscape South Bank:
The Shephard flower pots
and the Race chairs




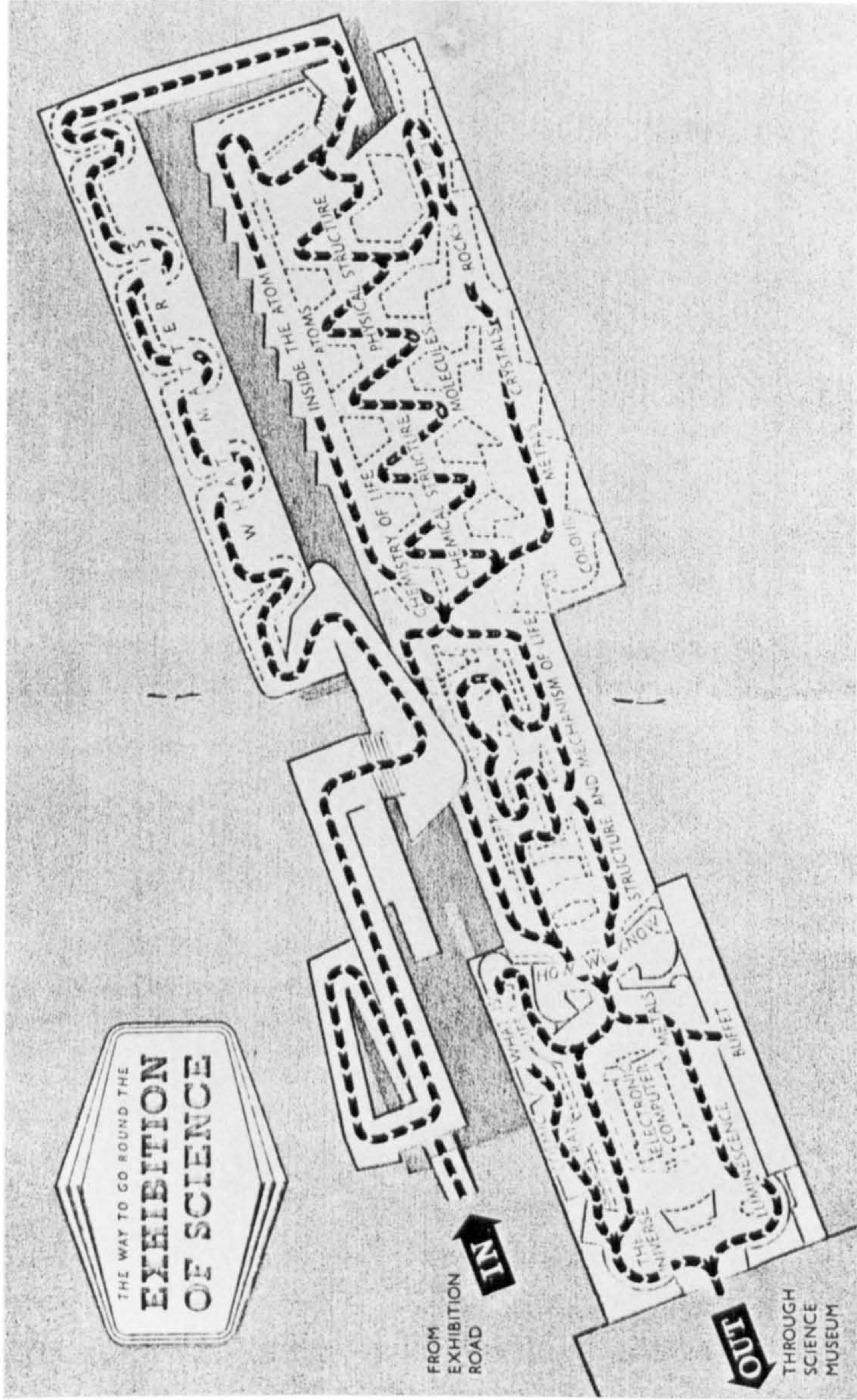


Fig 52

The Entrance to Science
Exhibition South Kensington



Science Exhibition: The way to go around the exhibition

Fig 53




Fig 54

Science Exhibition:
The Atomic Structure Section:
The Periodic Table of Elements



Fig 55

Science Exhibition:
The Living Structure
Section

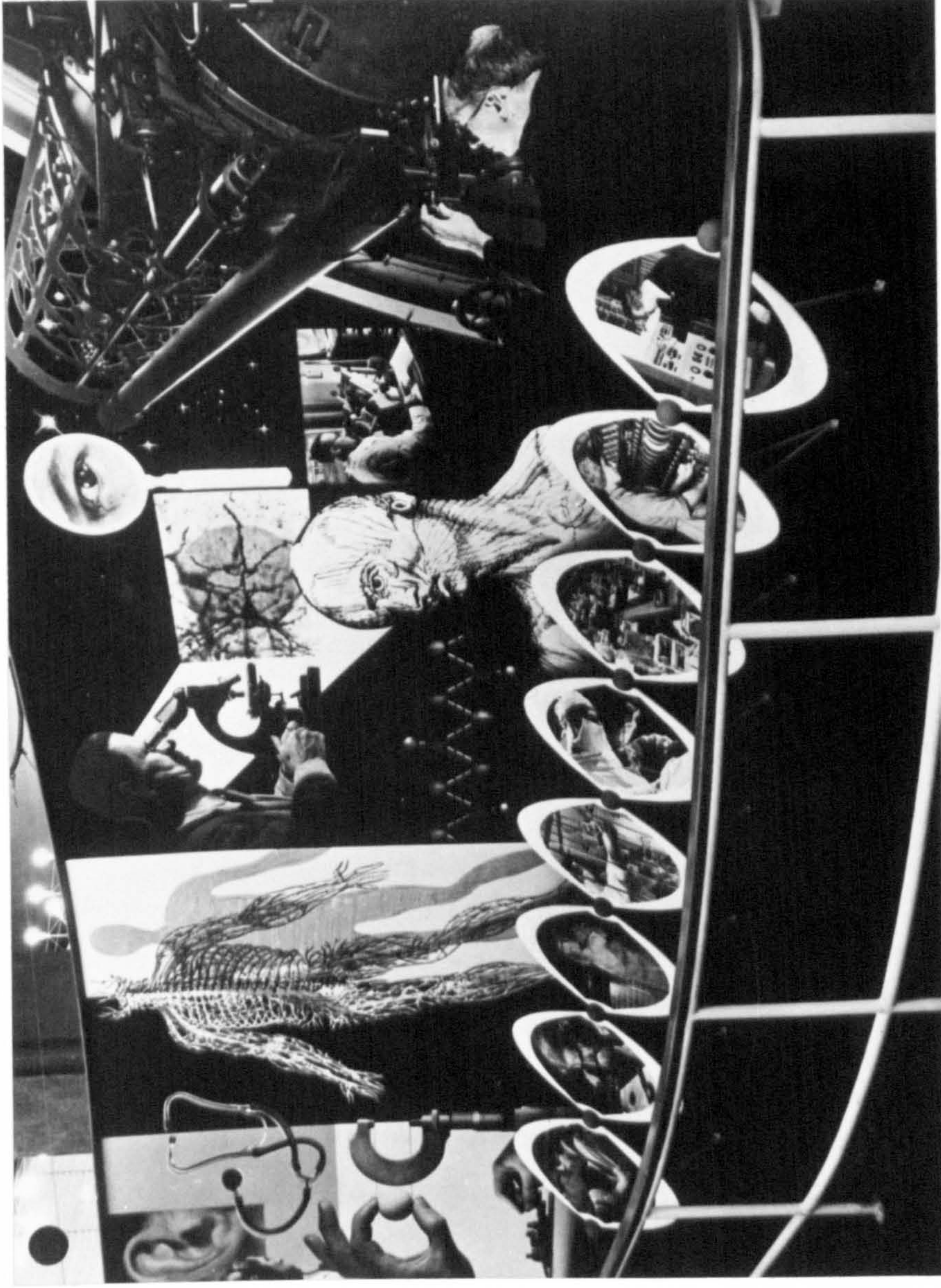


Fig 56

Science Exhibition:
Stop Press: How Do
We Know display


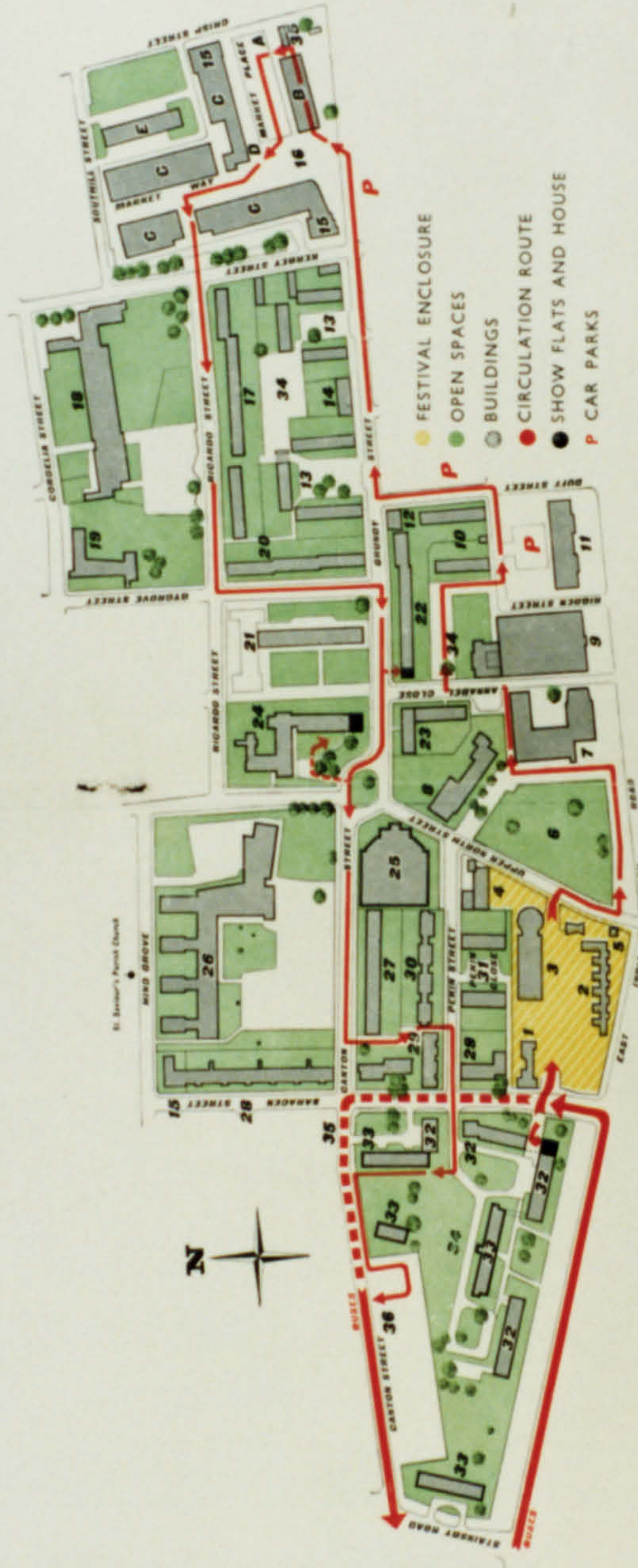


Fig 57

Science Exhibition: Nimrod The
Calculating Machine

EXHIBITION OF ARCHITECTURE



- 1. Main Entrance and Administration Offices
- 2. Building Research Pavilion
- 3. Town Planning Pavilion
- 4. 'Rostic Lee' Cafeteria
- 5. The Crane
- 6. Open Space
- 7. Trinity Church and Hall
- 8. Upper North Street School
- 9. Seamen's Mission
- 10. Terrace Houses—Two Storeys (East Site)
- 11. Board of Trade Offices
- 12. Public House (existing)
- 13. Terrace Houses—Three Storeys (East Site)
- 14. Existing Flats
- 15. Public Houses
- 16. Shopping Centre and Market Place
 - (A) Market Stalls
 - (B) Covered Market
 - (C) Arcaded Shops and Maisonettes
 - (D) Retail Store
 - (E) Garages
 - (F) Tower
- 17. Maisonettes—Four Storeys (East Site)
- 18. Ricardo Street Primary School
- 19. Ricardo Street Nursery School
- 20. Maisonettes and Flats—Three Storeys (East Site)
- 21. Holy Child Primary School
- 22. Terrace Houses—Two Storeys (East Site)
- 23. Flats for Old People (East Site)
- 24. Old People's Home
- 25. Roman Catholic Church
- 26. Cardinal Griffin Secondary School
- 27. Terrace Houses—Two Storeys (Central Site)
- 28. Maisonettes and Flats—Three Storeys (North Site)
- 29. Flats—Three Storeys (Central Site)
- 30. Linked Houses—Two Storeys (Central Site)
- 31. Terrace Houses—Two Storeys (Central Site)
- 32. Flats—Three Storeys (West Site)
- 33. Flats—Six Storeys (West Site)
- 34. Playgrounds
- 35. Public Lavatories
- 36. Main Exit and Bus Departure Point

Fig 58

The Exhibition of Architecture
Town Planning and Building
Research Lansbury: Map of the
Exhibition of Architecture Site



Fig 59

Exhibition of Architecture:
The Gremlin Grange: The Crazy
House as seen from the Back




Fig 60

Exhibition of Architecture:
The housing on the east site
with a show house designed by
G.A. Jellicoe




Fig 61

Exhibition of Architecture:
The show gardens of the
terrace housing east site



Fig 62

Exhibition of Architecture:
The two-storey houses on the
central site designed by
Bridgewater and Shepherd



Fig 63

Exhibition of Architecture:
The six-storey flats west
site designed by Sidney
Howard




Fig 64

Exhibition of Architecture:
Shopping centre and market
place as seen from Chrisp
Street designed by Fredrick
Gibberd



Fig 65

Exhibition of Architecture:
The market place showing
the paved market place
and double arcade shops



Fig 66

Exhibition of Architecture:
The Ricardo Street Primary
School designed by Yorke
Rosenberg and Mardall


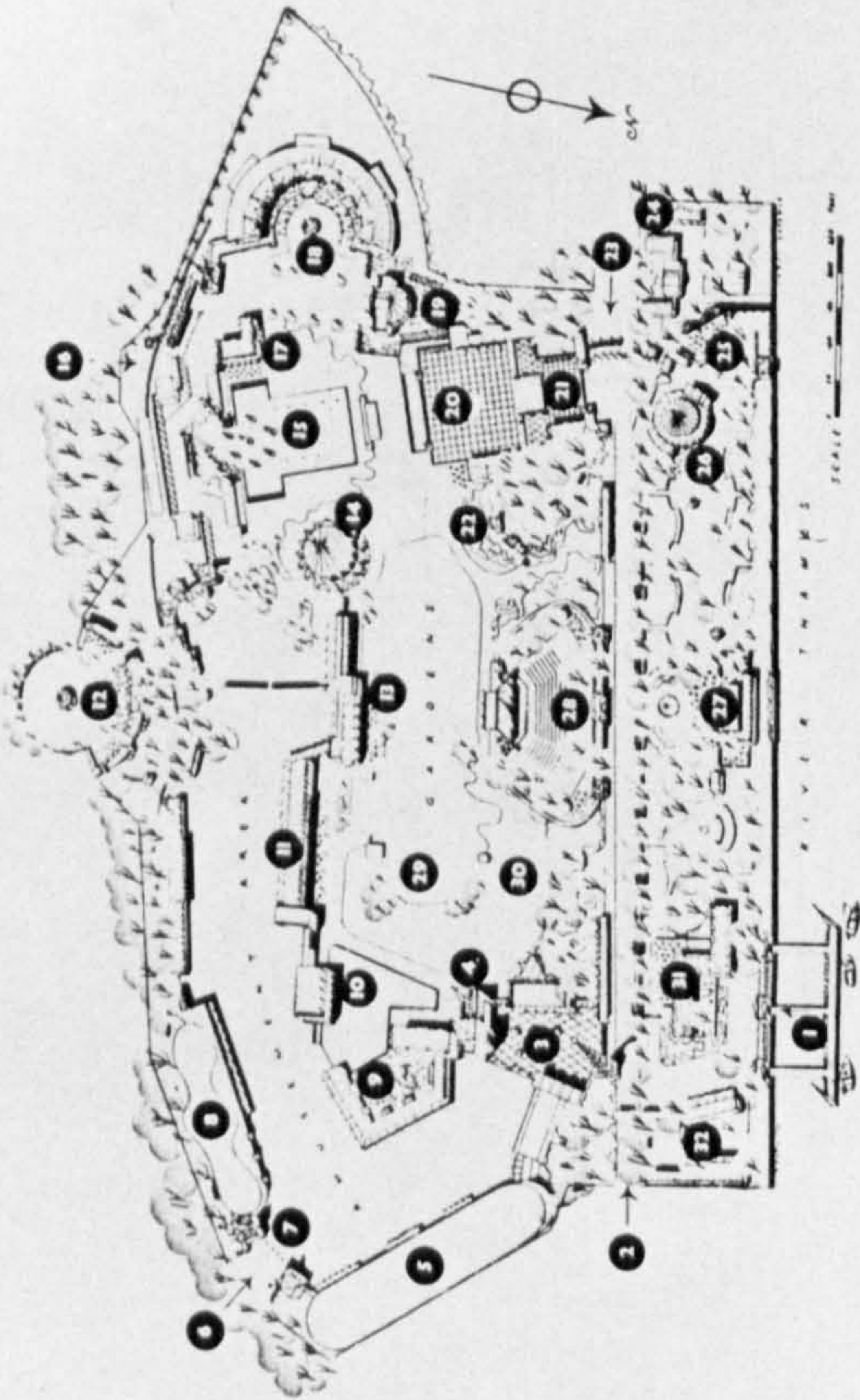


Fig 67

The Pleasure Gardens and
funfair Battersea Park

PLAN OF THE GARDENS



PLAN OF THE GARDENS

LIST OF ITEMS REFERRED TO BY NUMBERS ON THE PLAN

- | | | | | | |
|----|-------------------------|----|---------------------|----|-----------------|
| 1 | River Landing Stage | 17 | Cafe | 25 | Restaurant |
| 2 | East Entrance | 18 | Popular Restaurant | 26 | Theatre |
| 3 | Concourse | 19 | Beer Garden | 27 | Tea Pavilion |
| 4 | Fun House | 20 | Concourse and Stage | 28 | Concert Stage |
| 5 | Roller Coaster Railway | 21 | Cafes | 29 | Flower Garden |
| 6 | South East Entrance | 22 | Tea Garden | 30 | Children's Area |
| 7 | 'Emett' Railway Station | 23 | West Entrance | 31 | Cafeteria |
| 8 | Roller Coaster Railway | 24 | Administration | 32 | Canteen |
| 9 | Beer Garden | | | | |
| 10 | Boating Pool | | | | |
| 11 | Cafeteria | | | | |
| 12 | Bandstand and Cafe | | | | |
| 13 | Garden Restaurant | | | | |
| 14 | Dance Pavilion | | | | |
| 15 | Main Vista | | | | |
| 16 | South Entrance | | | | |

Fig 68

Map of the Pleasure Gardens and funfair




Fig 69

The Pleasure Gardens: The towers flanking the main vista




Fig 70

The Pleasure Gardens:
The main vista



Fig 71

The Pleasure Gardens:
James Gardner's Dance
Pavilion




Fig 72

The Pleasure Gardens:
Bruce Angrave's Fiery
Dragon suspended in tree walk




Fig 73 The Pleasure Gardens:
Neptune designed by Roland
Emett




Fig 74

The Pleasure Gardens: 'Nellie'
"From Spidery Ink Squiggles,
Nellie emerged into three glorious
dimensions of beaten copper and
polished mahogany