

Volume I - Text
Volume II - Musical examples

Woodwind Instruments in France 1690-1750
Their Makers, Theoreticians, and Music

David Jenkins

Doctor of Philosophy in the Faculty of Music
University of Edinburgh

Presented in May 1973



Briqueville Les Musettes (Paris, 1894)

'Gentleman with musette' - a popular portrait pose. Note the musette in this engraving has only one chanter.



Contents

	Page
Hotteterre's model (i)	
Charles Borjon, <u>Traité de la Musette</u> (Lyon, 1672) : : Second part - musical examples	1
Jacques Hotteterre, <u>Méthode pour la Musette</u> (Paris, 1737) Second part - musical examples	12
Hotteterre's model (ii)	
Freillon-Poncein, <u>La Véritable Manière</u> (Paris, 1700) Preludes for oboe in seven major keys Preludes for oboe in seven minor keys	54
Jacques Hotteterre, <u>L'Art de Préluder</u> (Paris, 1719) Preludes for the one-keyed transverse flute	64
Freillon-Poncein, <u>La Véritable Manière</u> (Paris, 1700) <u>'L'Embarras de Paris'</u> <u>'Trio pour la Flûte'</u> <u>'Bruits de Guerre'</u>	86
Joseph de Boismortier, <u>Concerto for five flutes</u> Op. 15, Number 1 (Paris, 1727)	115
Commentary	143

Hotteterre's model (i)

Charles Borjon, Traité de la Musette (Lyon, 1672)

Second part - musical examples

Editorial method

(i) Source

This transcription has been made using a photocopy of the original edition in the Bibliothèque Nationale, Paris. Examples of the alternating musette tablature and staff notation used in the original are shown on pp. 3 - 4 . The deviations between the tablature and staff notation in these pieces are extensive, and are noted in the detailed Commentary at the end of this Volume. The tablature is more fully ornamented than the staff notation, and is in general more accurate as regards barring and time values. In cases of doubt (mostly over rhythmic problems) I have followed the tablature rather than the staff notation.

(ii) Clefs

The music is transcribed at pitch. The G clef on the first line in the staff notation has been replaced by the G clef on the second line. The engraver of the original edition in error set the G clef type-face on the second line in Example 2 on p. 15 (original pagination) but the tablature clearly shows that the music should have been notated on the old French violin clef.

(iii) Ornamentation

The only ornament used in Borjon's musical examples was the tremblement. Of this there were two varieties. The first (and by far the most common) was notated by a curved line (')* in the tablature and similarly (but by no means at all corresponding places) in the staff notation. For example, when a figure 4 appeared in the tablature with a curved line following it, this

* This was also a common sign for the mordent.

indicated that one must leave the 4th hole open and beat on the third. The second tremblement was described by Borjon as 'le delicat' or 'le doux' [delicate or gentle trill]. It was performed in exact reverse to the previous one, i.e. instead of trilling below the hole which was left open one must beat on the one above. For example, when a curved line appeared after a figure 4 and one wanted to produce a tremblement doux it was necessary to trill on the 5th hole, the 4th remaining open. Borjon gave no directions about how to discriminate between appropriate points for the use of these two types of tremblement.

(iv) Tempo indications and barlines

Occasionally (at random?) Borjon inserted ϕ , not as a bar-length indication, but as a tempo direction: the beat = \downarrow and not \uparrow . In pieces which used the indication in the original the sign ϕ is placed at the beginning of the transcription, although this was not necessarily where the sign appeared. Some passages in the tablature and staff notation are barline-less, perhaps because the beat is ambiguous. A compromise would be to insert regular barlines, editorial ones being dotted, and this is suggested on one or two occasions. But in so doing some of the distinctive rhythmic flavour of these pieces is lost if performed too rigidly. The grouping of quavers (for example, 2, 11, and 3 between two barlines) to suggest an ambiguous beat may have been intentional.

(v) Dynamics

No dynamic indications are given in the original. Because of the nature of the musette for which the pieces were written dynamic variations were in any case impossible.

(vi) Slurs

Only very occasionally were slurs added to notes (pairs of conjunct quavers or semiquavers generally following a dotted note) in the tablature. They invariably never appeared at corresponding points in the staff notation.

(vii) Editorial markings

All additions within square brackets. Editorial barlines are dotted. Detailed Commentary at the end of this Volume.

14 Traité de la Musette.

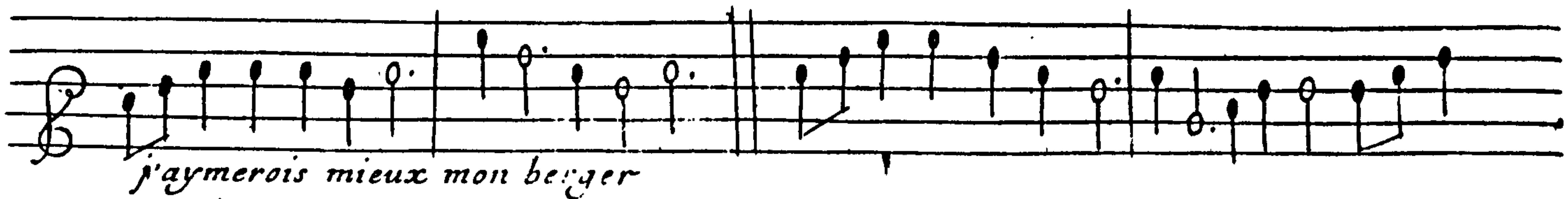
Airs a Chanter

Handwritten musical notation for the first section, titled "Airs a Chanter". It consists of three systems of two staves each. The first system includes the lyrics "j'aymerois mieux mon bergier". The second system includes the lyrics "les moutons paissent l'herbe". The notation uses a simplified system of notes and rests, with fingerings indicated by numbers 1-5. The music is written in a style characteristic of 18th-century manuscript notation.

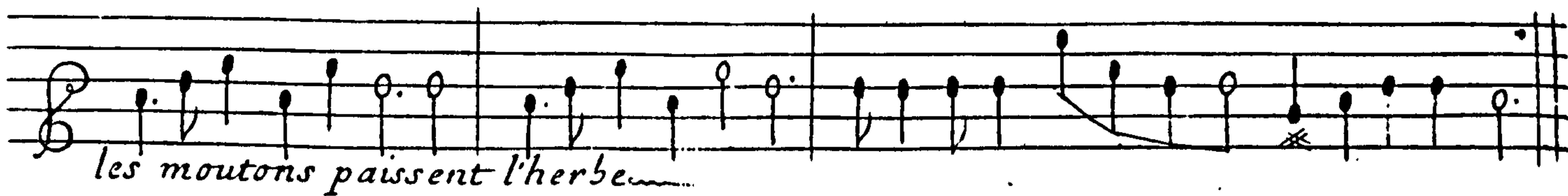

Air a Chanter

Handwritten musical notation for the second section, titled "Air a Chanter". It consists of three systems of two staves each. The first system includes the lyrics "dans ces prés dessus etc.". The second system includes the lyrics "autres je ne puis me deffendre etc.". The notation uses a simplified system of notes and rests, with fingerings indicated by numbers 1-5. The music is written in a style characteristic of 18th-century manuscript notation.


Airs a Chanter




j'aymerois mieux mon berger




les moutons paissent l'herbe



Air a Chanter.



dans ces prés dessus &c.



autren



je ne puis me deffendre &c.



(See note on p. 5)

Caption to p. 3

Charles Borjon, Traité de la Musette (Lyon, 1672)

Second part - musical examples p. 14. These pieces are presented in alternating pages of tablature and staff notation (cf p.4).

Caption to p. 4

Charles Borjon, Traité de la Musette (Lyon, 1672)




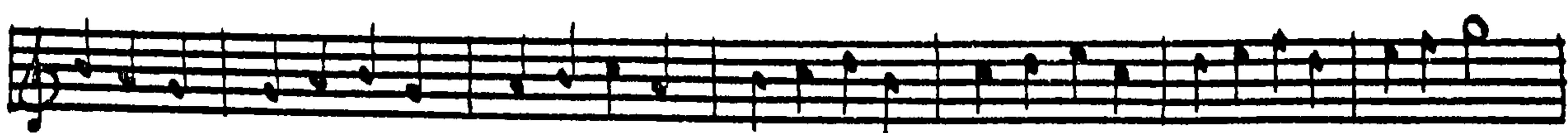

Second part - musical examples p. 15 (see transcription on p.10).

In comparing the tablature and staff notation note:

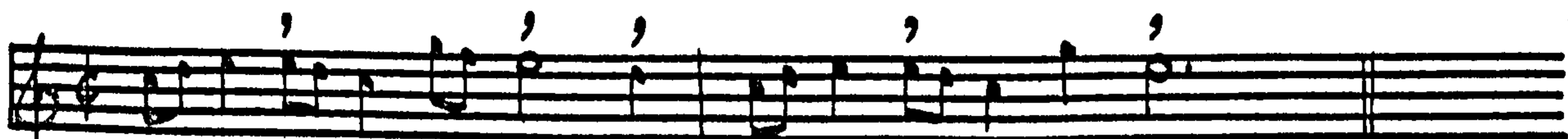
- (i) Absence of tempo indication in Example 2 in staff notation.
- (ii) Misplacement of G clef type-face in same example.
- (iii) Discrepancies between the tablature and staff notation are very marked, and one gets the impression that at times the composer and the engraver were not certain themselves about how best to bar the quasi-folksong style of many of these pieces.

Sounds of the single chanter


Prelude




Branle de Bresse with double




simple




double



simple



double



* Rhythm of the 'simple' version is provided within square brackets for comparison. Dotted barline: editorial.

Branle de Lugny

Two staves of musical notation for the Branle de Lugny. The first staff is labeled '1' and the second '2'. Both staves feature a treble clef, a key signature of one flat, and a 3/4 time signature. The notation includes eighth and sixteenth notes, rests, and various ornaments (accents and mordents) above the notes.

Another branle

Staff 3: Musical notation for 'Another branle', measure 3. It continues the style of the previous staves with a treble clef, one flat, and 3/4 time.

(i) Barring according to tablature

Staff 4: Musical notation for 'Another branle', measure 4. It includes a treble clef, one flat, and 3/4 time.

(ii) Barring according to staff notation

Staff 5: Musical notation for 'Another branle', measure 5. It includes a treble clef, one flat, and 3/4 time.

Staff 6: Musical notation for 'Another branle', measure 6. It includes a treble clef, one flat, and 3/4 time.

Staff 7: Musical notation for 'Another branle', measure 7. It includes a treble clef, one flat, and 3/4 time.

Staff 8: Musical notation for 'Another branle', measure 8. It includes a treble clef, one flat, and 3/4 time.

Branle de Bresse *

Staff 9: Musical notation for 'Branle de Bresse simple', measure 9. It includes a treble clef, one flat, and 3/4 time.

simple

Staff 10: Musical notation for 'Branle de Bresse simple', measure 10. It includes a treble clef, one flat, and 3/4 time.

Staff 11: Musical notation for 'Branle de Bresse double', measure 11. It includes a treble clef, one flat, and 3/4 time.

double

Staff 12: Musical notation for 'Branle de Bresse double', measure 12. It includes a treble clef, one flat, and 3/4 time.

* See note in Commentary on order of performance.

Branle de Normandie

1

2

3

Another branle

4

5

6

Branle

7

simple

8

*

9

*

10

double

11

*

12

* Staff notation alternatives


Branle de St. Igny *

simple 1

2

double 3

4



Bergonnette

6

7

8

Branle

9

10

11

* Tablature suggests that this piece should be performed in the order put forward for the Branle de Bresse, p. 7 , i.e. in the order 1. 1, 1. 3, 1. 2, 1. 4.

Airs a chanter

J'aymerois mieux mon berger

Les moutons paissent l'herbe

* Rhythm of the staff notation given in square brackets as an alternative at this point

Air a chanter

Dans ces pres dessus


Another

Je ne puis me deffendre

Branles de village sur le ton du 8.



Another



Branle sur le ton du 8.



Another branle



Jacques Hotteterre, Méthode pour la Musette (Paris, 1739)

Second part - musical examples

Editorial method

(i) Source

This edition was prepared from a microfilm copy of the original edition (published by Christophe Ballard of Paris) in the Bibliothèque Nationale, Paris.

(ii) Clefs

The pieces are transcribed at pitch, but with the G clef on the second line instead of on the first as in the original.

(iii) Ornamentation

The notation of the ornaments encountered in these pieces is discussed in detail in Chapter 6 of Volume I. Small notes were occasionally used in the original edition instead of symbols, especially for the notation of accents and coulements. This practice has been retained since its purpose was often to avoid dubiety about which notes should be played if accidentals were involved.

(iv) Time signatures

Original time signatures are retained throughout. (See Chapter 6 in Volume I for information about time signatures and their associated conventions of performance in woodwind music).

(v) Dynamics

Dynamic markings were absent from the Méthode. As with the Borjon pieces, the musette on which the music was intended for performance was capable of only limited (if any) dynamic variation.

(vi) Slurs

All slurs were original.

(vii) Repeat signs

In the original edition the signs $\begin{array}{|} \hline \vdots \\ \hline \end{array}$, $\begin{array}{|} \hline \vdots \\ \hline \hline \end{array}$, and $\begin{array}{|} \hline \vdots \\ \hline \hline \end{array}$ were used to indicate optional repeats of the sections of music between the signs. In the present edition the signs have normally been replaced by their modern equivalent. Example 43 is an exception. In the words of p. 12 of the Méthode 'such repeats are optional', and this point should be stressed. Slurs over repeat bars in the original are taken to indicate the equivalent of first and second time repeat bars. The sign ♩ indicates the equivalent of Dal segno.

(viii) Phrase structure

Unlike the original edition in which the layout of the music was designed to achieve the maximum economy of space (paper was expensive), the music examples have been spaced out in lines in the present edition to correspond as closely as possible to their phrase structure. The Commentary draws attention where appropriate to some unusual phrase lengths and melodic structures.

(ix) Spelling

Spelling of the original French titles of the pieces has been retained.

(x) Editorial markings

All editorial suggestions are given within square brackets. In some situations it is obvious from the musical context that the engraver of the original made an error or omission; these are corrected and noted in the Commentary.

The music

The title page of the second part of Hotteterre's Méthode runs as follows:

Second part / of the Method / for / the Musette / by
M. Hotteterre / Containing several Suites, Airs, Vau-
devilles, / Menuets, Symphonies ... collected / and
ornamented by the Author. / Preludes in different keys.

The following chart analyses the relative popularity of the movements used in the Second Part of Hotteterre's Méthode.

1	Air	4 9 34 36 43 57 63 64 70 79 82 83 84 88 90 93
2	Menuet	7 22 25 28 32 38 41 44 46 49 65 67 69 75 81
3	Contredanse	42 51 52 56 58 59 61 62 68 71 74 80
4	Prelude	94 95 96 97 98 99 100 101 102 103
5	Vaudeville	1 3 6 14 17 23 31 72 78
6	Musette	11 18 37 39 76 86 87 89 91
7	Chanson/ette	2 5 29 33 47 50 54 55 60
8	Rigaudon	8 20 85 89a
9	March	10 21 30 45
10	Brunette	16 26 53 77
11	Bourrée	12 15 19
12	Allemande	13 35
13	Cotillon	24 73
14	Caprice	92
15	La Régence	27
16	Branle	40
17	La Provençal	47
18	Gavotte	66

Notes on the movement types

1 Many of the Airs are identified only by the first line of their texts, and in the cases of Examples 4, 9, 34, 36, 57, 63, 64, 70, 76, and 90 no sources of the melodies are recorded by Hotteterre. The Airs with texts reflect their character, and a correspondingly wide variety of style and mood is found. In those examples of which the sources are identified, e.g. 43, 82, 83, 84, 88, and 93, only Example 93 has both the source and the words of the original text provided.

2 Few of the sources of the Menuets are identified. Examples 38, 41, 44, 49, 67, 69, and 78 are exceptions. The remainder (in the absence of contrary information) may be assumed to be original compositions which Hotteterre wrote specially for his Méthode.

3 Most Contredanse examples, e.g. 52, 56, 58, 59, 62, 68, 71, 74, and 77, have titles such as 'La Pharaone', 'La Coquette' etc. The majority of them are in duple time, but a few examples are in triple time, e.g. 42, 51, and 59. The prevailing mood of festivity is reflected in the Gay / Animé tempo indications which preface most of the examples.



4 Only one metre is used in all ten Preludes: 2 time performed with two slow beats. Tonalties are restricted to C major/minor (three examples in each) and G major/minor (two examples in each). The interpretation directions ranging from Animé to Moderato indicate lively, spirited performance. These Preludes are barred, unlike the slow and moderate Preludes in Hotteterre's L'Art de Préluder which are unbarred, having small dashes below the stave instead of barlines. See Chapter 6 in Volume I about inequality in the performance of quavers moving by step or with small leaps.

5 Hotteterre made use of nine Vaudeville melodies to short satirical poems. Vaudeville melodies often served for many different texts written in the same poetic metre, but Hotteterre invariably quoted only one set of words per melody. The melodies are in a variety of tempi and time signatures.

6 The musical examples also contain nine Musettes, this dance having a direct association with the instrument for which the tutor was written. All of the examples except 87 and 89 stick closely to tonic and dominant harmony. Even the exceptions only modulate to the dominant, and that very briefly. Examples 18 and 87 are stylistically very similar; dotted rhythms also feature prominently in Example 31 although this is not named a Musette. Duple time Musettes include: Examples 18, 37, 79, 86, 87, and 91. Triple time Musettes include: Examples 11, 39, and 89. Several Musettes, such as Examples 37, 39, 79, and 91, have the indication 'Gravement', while others, such as Examples 11, 18, 86, 87, and 89, reflect a more pastoral/festive mood with interpretation directions 'Tendrement', 'Gracieusement', and 'Moderato'.

7 Chanson/ette Examples 2, 55, and 60 deal explicitly with pastoral subjects, while the remainder deal implicitly with pastoral and amatory escapades. In all cases the text of the song identifies the extract. Example 33 has the curious title: 'Chanson Bibulo Bobulo'.

8 The Rigaudon was a 17th century Provençal dance used in operatic ballets. Being a performer in such entertainments Hotteterre knew this dance type well and borrowed three examples for his Méthode. Two of the Rigaudons (20 and 85) have identical rhythms as far as Bar 4 of the tunes. Example 89 was his only original composition in this form.

9 Example 30 is the only March in the collection which is not identified by title. The interpretation direction for all examples (except 45) is Marqué. See Chapter 6 in Volume I about tongue-ing performance of quaver patterns such as  and  in Example 30.

10 Hotteterre makes use of four Brunettes in his musical examples. 17th and 18th century French popular songs (with or without accompaniments) Brunettes dealt with idyllic, pastoral, or amorous topics. They replaced the earlier Bergerettes and Vaudevilles. The name 'Brunette' was probably derived from one famous example, Le Berger Tircis, which had the refrain, 'Ah petite brunette, ah tu me fais mourir'. Example 43 is drawn from the same work. In his choice of Brunette examples Hotteterre has shown a preference for sara-bande-type movements with characteristic hemiolas, and all four examples are in triple time.

11 All three Bourrées have a characteristic one-beat anacrusis to their phrases, and in each case the anacrusis leads to a bar of even crotchets.

12 Example 35 should perhaps be classed as a Contredanse rather than as an Allemande.

RECUEIL D'AIRES¹
Pour les Leçons contenues dans
 la première Partie du Traité de la
MUSETTE
 PAR M.^R HOTTETERRE.

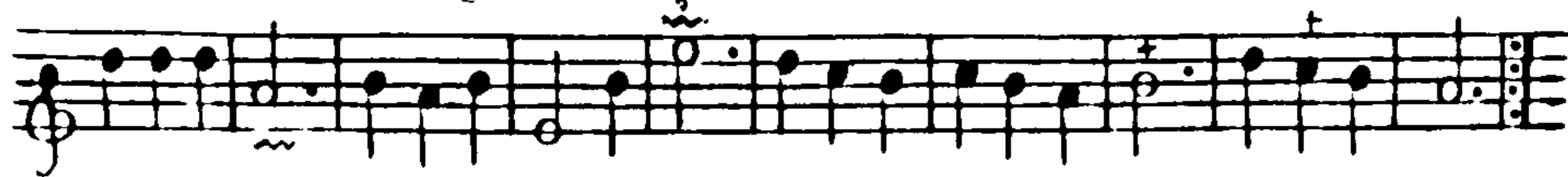
Airs pour la I^{re} et II^e Leçon.

Nota en consultant le VII^e chapitre au sujet des tremblemens

Vau deville *moderé*



Tes beaux yeux ma Nicole



Chun sonette *moderé*



Tiens ma Bergere viens seulette



Vau deville *marqué*



Dune main je tiens mon pot



Jacques Hotteterre, Méthode pour la Musette (Paris, 1737)

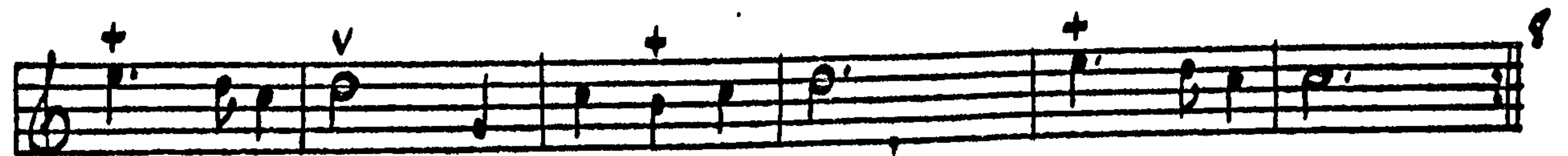
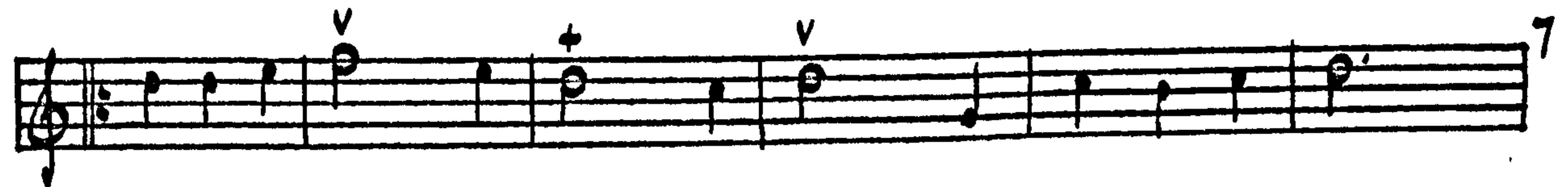
Second part - musical examples, p. 1.

Airs for the 1st and 2nd Lessons.

(1) Vaudeville: 'Tes beaux yeux ma Nicole'
Moderato *mw*



(2) Chansonette: 'Viens ma Bergere viens seulette' [p]
Moderato



(3) Vaudeville: 'D'une main je tiens mon pot'
Marqué




(4) Air: 'Sçavez, vous bien Beauté cruelle'
Moderato







(5) Chanson: 'On connoit, Climene, a votre langueur'
Moderato



(6) Vaudeville: [F?] 'Voicy les dragons qui viennent'
Gay

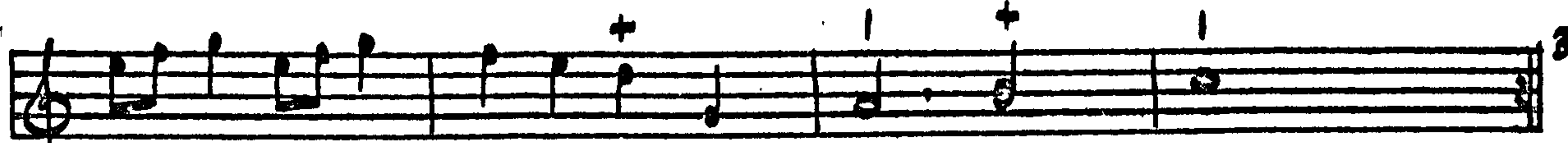
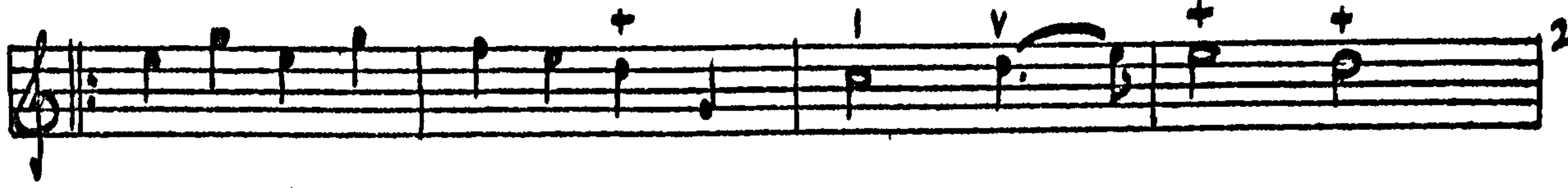


(7) Menuet



(8) Rigaudon: 'Depuis long temps vous etes ma Maitresse'
Marqu6


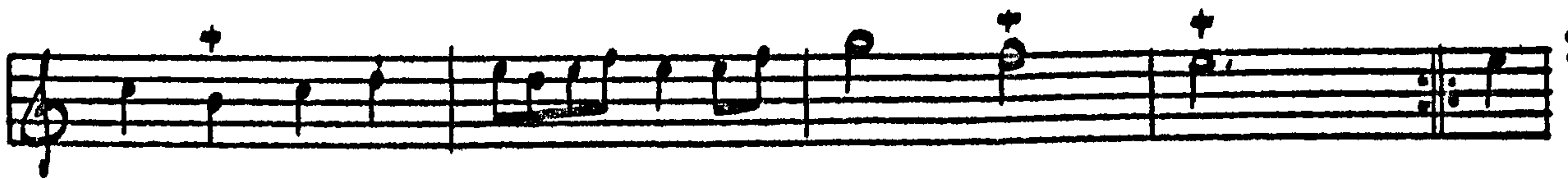





(9) Air: 'Contre un engagement je me crus affermie'
Moderato



(10) Marche des Barbets: 'Tout comme il vous plaira'
Marqué



(11) Musette: 'Tout s'empresse a charmer ma Maitresse'
Tendrement







(12) Bourrée: 'Prens garde a ce que tu fras Nicolas'
Gay





(13) Danse Allemande: 'Mon Amour a fait gile'
Animé



Alternative cadence




(14) Vaudeville: 'Laire lan laire'



(15)




Bourée from Achille



(16)

Brunette: 'Je jure par tes yeux'




(17)

Vaudeville: 'Elle est morte la Vache a Panier'



(18)

Musette: 'Quitte ta Musette'
Moderato



(19)

Bourée
Gay

Musical notation for the first piece, 'Bourée Gay'. It consists of four staves of music in treble clef, 2/4 time signature. The first staff is marked with measure 1 and contains a treble clef, a key signature of one sharp (F#), and a common time signature. The second staff is marked with measure 2 and contains a treble clef, a key signature of one sharp, and a common time signature. The third staff is marked with measure 3 and contains a treble clef, a key signature of one sharp, and a common time signature. The fourth staff is marked with measure 4 and contains a treble clef, a key signature of one sharp, and a common time signature. The music features a mix of eighth and sixteenth notes, with some rests and dynamic markings like 'mf'.

(20)

Rigaudon: 'J'iray chez vous ma belle demoiselle'

Musical notation for the second piece, 'Rigaudon: J'iray chez vous ma belle demoiselle'. It consists of four staves of music in treble clef, 2/4 time signature. The first staff is marked with measure 5 and contains a treble clef, a key signature of one sharp, and a common time signature. The second staff is marked with measure 6 and contains a treble clef, a key signature of one sharp, and a common time signature. The third staff is marked with measure 7 and contains a treble clef, a key signature of one sharp, and a common time signature. The fourth staff is marked with measure 8 and contains a treble clef, a key signature of one sharp, and a common time signature. The music features a mix of eighth and sixteenth notes, with some rests and dynamic markings like 'mf'.

(21)



Marche des Dragons
Marqué

Musical notation for the third piece, 'Marche des Dragons Marqué'. It consists of two staves of music in treble clef, 2/4 time signature. The first staff is marked with measure 9 and contains a treble clef, a key signature of one sharp, and a common time signature. The second staff is marked with measure 10 and contains a treble clef, a key signature of one sharp, and a common time signature. The music features a mix of eighth and sixteenth notes, with some rests and dynamic markings like 'mf'.


(22)

Menuet

Musical notation for the fourth piece, 'Menuet'. It consists of two staves of music in treble clef, 3/4 time signature. The first staff is marked with measure 11 and contains a treble clef, a key signature of one sharp, and a common time signature. The second staff is marked with measure 12 and contains a treble clef, a key signature of one sharp, and a common time signature. The music features a mix of eighth and sixteenth notes, with some rests and dynamic markings like 'mf'.





(23) Vaudeville: 'Au bal du Cours'
Moderato




(24) Le Cotillon Ancien: 'Ma Commere quand je danse'
Gay et marqué




(25) Menuet





Airs / for the 3rd and 4th Lessons.




(26) Brunette: 'Cent petits Soins rendus'
Moderato



(27) La Regence: 'Aupres de Nanterre'
Gay



(28) Menuet



(29) Chansonette: 'A l'ombre d'un Chêne'
Mesure



Musical notation for the first system of piece (30), measures 1-3. The notation is in treble clef with a key signature of one flat. Measure 1 starts with a wavy hairpin (mw) and a plus sign (+). Measure 2 has a plus sign (+). Measure 3 has a plus sign (+) and a fermata.

(30)

Marche
Marqué

Musical notation for the second system of piece (30), measures 4-6. Measure 4 has a wavy hairpin (mw) and a plus sign (+). Measure 5 has a plus sign (+). Measure 6 has a wavy hairpin (mw) and a plus sign (+).

(31)

Vaudeville: 'Ton humeur est Catherine'
Animé

Musical notation for the third system of piece (31), measures 7-9. Measure 7 has a plus sign (+). Measure 8 has a plus sign (+). Measure 9 has a plus sign (+) and a fermata.

(32)

Menuet

Musical notation for the fourth system of piece (32), measures 10-12. Measure 10 has a plus sign (+). Measure 11 has a plus sign (+). Measure 12 has a plus sign (+) and a fermata.

(33)

Chanson Bibulo Bobulo: 'Mon pere avoit un Jardinnet'

Gay

Musical notation for the first three staves of exercise (33). The first staff is marked with a first ending bracket and a first ending sign. The second and third staves are marked with second and third ending brackets and signs respectively. The music is in treble clef and 3/4 time, featuring a melody with various ornaments and dynamics like *mf*.

Supplementary Airs for the preceding Lessons.

(34)

Air: 'Quel feu, Quelle ardeur me devore'

Gravement

Musical notation for the next five staves of exercise (34). The music is in treble clef and 3/4 time, marked *Gravement*. It features a melody with various ornaments, dynamics like *mf*, and articulation marks such as accents and slurs.

(35)

L'Allemande contredanse

Animé

Musical notation for the final three staves of exercise (35). The music is in treble clef and 2/4 time, marked *Animé*. It features a melody with various ornaments and dynamics like *mf*.

(36)

Air: 'Que n'hazarde tu Berger (?)'

Moderato

Musical score for exercise (36) consisting of seven staves of music. The notation includes various notes, rests, and ornaments. Above the notes are several performance markings: 'mw' (mordent), 'v' (accents), '^' (breath marks), and '+' (plus signs). The staves are numbered 1 through 7 on the right side.

Airs / for the 5th and 6th Lessons

(37)

Musette from Ajax: 'Vous qui donnez de L'amour'

Musical score for exercise (37) consisting of four staves of music. The notation includes notes, rests, and ornaments. Performance markings include 'mw' (mordent), 'f.' (forte), and 'Fin'. The staves are numbered 9 through 12 on the right side.

(38) Menuet from the Balet des Muses. For the practice of b^{flat}.
Rondeau

Musical score for 'Menuet from the Balet des Muses'. The score consists of 8 staves of music in treble clef, 3/4 time signature, and B-flat major. The piece is a Rondeau. The notation includes various notes, rests, and ornaments. The word 'Fin' is written at the end of the 4th staff. The staves are numbered 1 through 8.

(39) Musette by Mr. Clerambaut
Gravement

Musical score for 'Musette by Mr. Clerambaut'. The score consists of 4 staves of music in treble clef, 3/4 time signature, and B-flat major. The piece is a Rondeau. The notation includes various notes, rests, and ornaments. The word 'Fin' is written at the end of the 9th staff. The staves are numbered 9 through 12.

(40) Branle: 'Baise moy pendant'
Marqué

Musical notation for the Branle 'Baise moy pendant' by Marqué. It consists of three staves of music in 2/4 time. The first staff contains measures 1-3, the second staff contains measures 4-6, and the third staff contains measures 7-9. The notation includes various note values, rests, and dynamic markings such as accents and slurs.

(41) Menuet by Mr. Marais
Louré



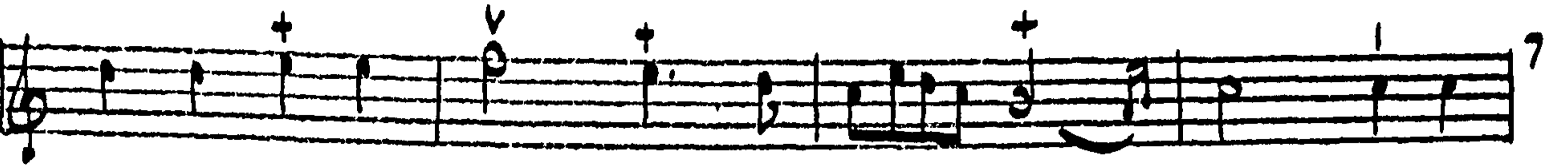






Musical notation for the Minuet by Mr. Marais, titled 'Louré'. It consists of four staves of music in 3/4 time. The first staff contains measures 1-4, the second staff contains measures 5-6, the third staff contains measures 7-8, and the fourth staff contains measures 9-10. The notation features many slurs and accents, characteristic of the style.

(42) Contredanse: 'Jeanne qui Saute'
Fort gay

Musical notation for the Contredanse 'Jeanne qui Saute' in 'Fort gay' style. It consists of three staves of music in 6/8 time. The first staff contains measures 1-9, the second staff contains measures 10-11, and the third staff contains measures 12-13. The notation is lively, with many slurs and accents.


(43) Air de Musette: 'J'entens deja dans la plaine la Musette de Tircis'
Moderato

Musical notation for the Air de Musette 'J'entens deja dans la plaine la Musette de Tircis' in 'Moderato' style. It consists of two staves of music in 2/4 time. The first staff contains measures 1-11, and the second staff contains measures 12-13. The notation includes slurs and accents.




(44) Menuet from Alcide: 'Je ne suis plus pour les charmes d'Aminte'



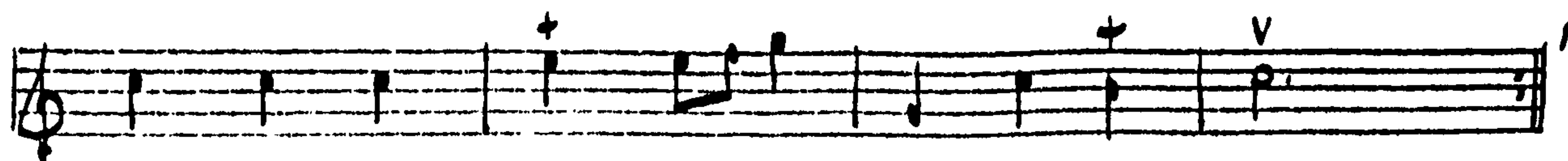



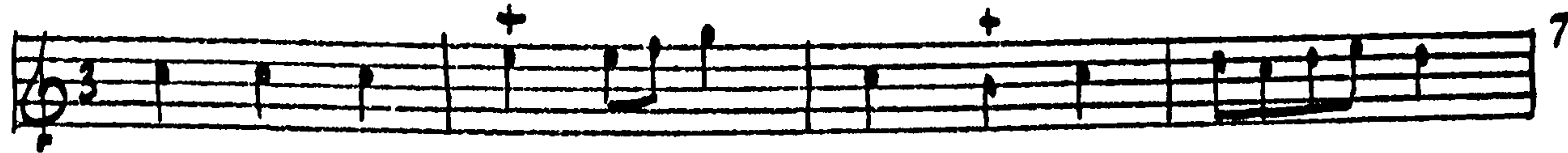


Supplementary Airs for the 5th and 6th Lessons

(45) Marche des Bergers from Isis



(46) Menuet



(47) Chansonette: 'Ah que j'etois Insensée'

Gay

1
2
3

Detailed description: This block contains the first three staves of musical notation for exercise (47). The music is written in treble clef with a 2/4 time signature. It features a series of eighth and sixteenth notes with various ornaments and accents. The first staff ends with a repeat sign. The second and third staves continue the melodic line with similar rhythmic patterns and ornaments.

(48) La Provençale

Gay


4
5
6
7
8

Detailed description: This block contains the next five staves of musical notation for exercise (48). The notation continues from the previous exercise, maintaining the same treble clef and 2/4 time signature. It includes various musical ornaments such as slurs, accents, and dynamic markings like 'v' (forte) and 'mw' (mezzo-forte). The piece concludes with a double bar line and repeat dots at the end of the eighth staff.


(49) Menuet du Tambourin. For the practice of f sharp.

9
10
11
12


Detailed description: This block contains the final four staves of musical notation for exercise (49). The music is written in treble clef with a 3/4 time signature. It features a mix of eighth and sixteenth notes, with a focus on the practice of the sharp sign (f sharp) as indicated in the title. The notation includes various rhythmic patterns and ornaments, ending with a double bar line and repeat dots on the twelfth staff.






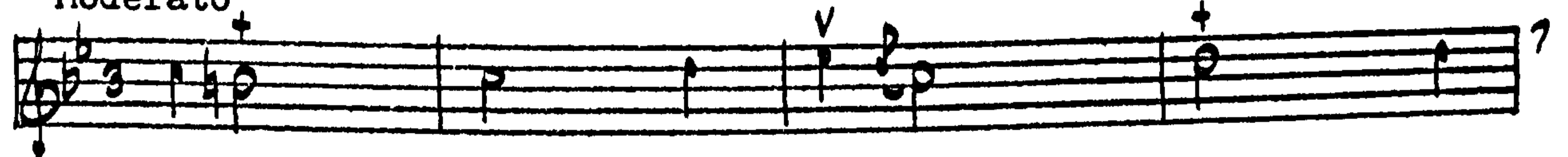
(50) Chansonette: 'Eh pourquoi donc dessus l'herbette'
Nonchalament



Airs in C minor / for the 8th Lesson



(51) Contredanse: 'La petite Janeton'
Moderato



(52) Contrdanse: 'La Pharaone'

Animé

Musical notation for 'La Pharaone' in 2/4 time, key of B-flat major. The piece is marked 'Animé'. It consists of four staves of music. The first staff starts with a treble clef and a key signature of one flat. The melody is written in a single line. There are various musical notations including eighth and sixteenth notes, rests, and dynamic markings like '+' and 'v'. The piece ends with a double bar line and repeat dots. Measure numbers 1, 2, 3, and 4 are indicated at the end of each staff.

(53) Brunette: 'Nous aimons les plaisirs champêtres'

Tendrement

Musical notation for 'Nous aimons les plaisirs champêtres' in 3/4 time, key of B-flat major. The piece is marked 'Tendrement'. It consists of three staves of music. The notation includes quarter and eighth notes, rests, and dynamic markings like '+' and 'v'. The piece ends with a double bar line and repeat dots. Measure numbers 5, 6, and 7 are indicated at the end of each staff.

(54) Chansonette: 'Amis sans regretter Paris'

Mesuré


Musical notation for 'Amis sans regretter Paris' in 2/4 time, key of B-flat major. The piece is marked 'Mesuré'. It consists of two staves of music. The notation includes quarter and eighth notes, rests, and dynamic markings like '+' and 'v'. The piece ends with a double bar line and repeat dots. Measure numbers 8 and 9 are indicated at the end of each staff.

(55) Another chansonette : 'Un jour une jeune Bergere'

Moderato

Musical notation for 'Un jour une jeune Bergere' in 3/4 time, key of B-flat major. The piece is marked 'Moderato'. It consists of three staves of music. The notation includes quarter and eighth notes, rests, and dynamic markings like '+' and 'v'. The piece ends with a double bar line and repeat dots. Measure numbers 10, 11, and 12 are indicated at the end of each staff.

(56)


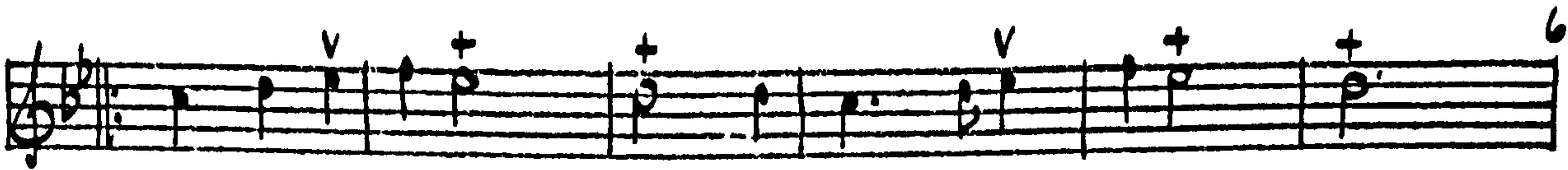
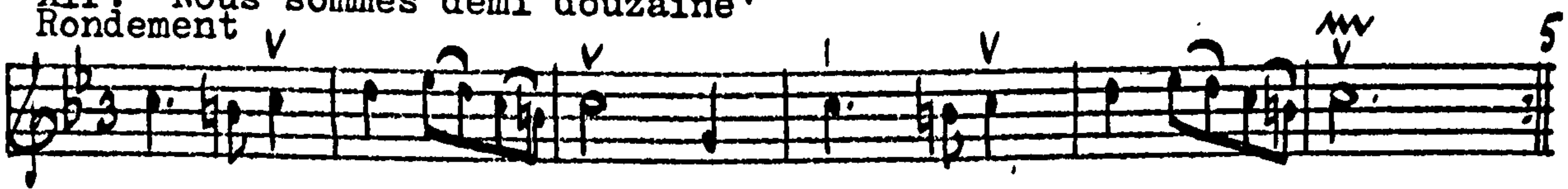


Contredanse: 'Le Lutin'
Animé




(57)

Air: 'Nous sommes demi douzaine'
Rondement



(58)



Contredanse: 'La Jalousie' On dit que vous m'etes infidelle
Marqué





(59)

Contredanse: 'La Coquette'
Animé








- (60) Chansonette: 'Un beau Berger de nos cantons'
Moderato




- (61) Contredanse: 'Je ris, je bois, je suis contente'
Marqué



- (62) Contredanse: 'La Menagere' Margot a vendu son cotillon pour boire



Airs in G major / for the 8th Lesson



(63) Air: 'Prens ma Philis prens mon verre'

Moderato

Musical notation for exercise (63) consisting of four staves. The first staff is marked 'Moderato' and starts with a treble clef, a key signature of one sharp (F#), and a 2/4 time signature. The notation includes various note values (quarter, eighth, and sixteenth notes), rests, and dynamic markings such as '+' and 'v'. The piece concludes with a double bar line and a repeat sign. Measure numbers 1, 2, 3, and 4 are indicated at the end of each staff.

(64) Another air: 'Que ferions - nous cher voisin ?'

Marqué



Musical notation for exercise (64) consisting of four staves. The first staff is marked 'Marqué' and starts with a treble clef, a key signature of one sharp (F#), and a 2/4 time signature. The notation includes various note values, rests, and dynamic markings such as '+' and 'v'. The piece concludes with a double bar line and a repeat sign. Measure numbers 5, 6, 7, and 9 are indicated at the end of each staff.

(65) Menuet



Musical notation for exercise (65) consisting of four staves. The first staff starts with a treble clef, a key signature of one sharp (F#), and a 3/4 time signature. The notation includes various note values, rests, and dynamic markings such as '+' and 'v'. The piece concludes with a double bar line and a repeat sign. Measure numbers 9, 10, 11, and 12 are indicated at the end of each staff.




(66) Gavotte from the opera Athis



(67) Menuet following Gavotte (66) from the same opera



(68) Contredanse: 'La Jeunesse' Fuyez vertu Severe



(69) Menuet from Mari a re-discovered comedy 'Tu croyois en aimant Colette'

(70) Air des 3 Cousines: 'Nos Pelerins ont bonne Mine'

(71) Contredanse: 'Les Rats' Dans notre village il est un Berger
Gay

(72) Vaudeville des Vacances: 'Compagnons dansons tous en branle'

1

2

(73) Le Cotillon Nouveau
Animé

3

4

5

6

7

(74) Contredanse: 'La Cristine'
Animé

8

9

(75) Menuet

10


11

12


(76)

Musette from Callirhoe 'Dans nos champs l'amour de Flore'
 Grave *ment*

This same Air is given below in C major, and serves as an example of transposition between these two keys.



Airs in G minor / for the 9th Lesson




(77)

Brunette: 'L'autre jour Mallant promener'
 Gracieusement

(78)

Vaudeville: 'On dit que la jeune Isis'
 Moderato





(79) Air: 'Ce n'est point par effort qu'on aime'
Rondement



(80) Contredanse: 'La Siluie'
Animé



(81) Menuet from Fetes de Thalie



(82) Air des Matelots from Alcione 'Amans malheureux'
Moderato



(83) Air from L'Europe Galante 'Je suis Madelon friquet'
 Rondeau *gay*

(84) Air from Marthesie 'Jeune Iris veux - tu m ' en croire'
 Moderato

(85) Rigaudon: 'Dans nos Vaisseaux'
Rondement

Musical notation for Rigaudon 'Dans nos Vaisseaux' in 2/4 time, key of B-flat major. The piece consists of four staves of music, numbered 1 through 4. The notation includes various rhythmic values such as quarter, eighth, and sixteenth notes, along with rests, slurs, and dynamic markings like 'v' (forte) and '+' (accents).

(85a) Another rigaudon :

Musical notation for 'Another rigaudon' in 2/4 time, key of B-flat major. The piece consists of four staves of music, numbered 5 through 8. The notation includes various rhythmic values such as quarter, eighth, and sixteenth notes, along with rests, slurs, and dynamic markings like 'v' (forte) and '+' (accents).


(86) Musette from Fetes Grecques et Romaines
Gay, major

Musical notation for Musette from 'Fetes Grecques et Romaines' in 2/4 time, key of G major. The piece consists of four staves of music, numbered 9 through 12. The notation includes various rhythmic values such as quarter, eighth, and sixteenth notes, along with rests, slurs, and dynamic markings like 'v' (forte) and '+' (accents).


(86a) Suite [continuation]
Minor




The two preceding Airs may be played alternately.




Airs / for the final supplement / They are in C major




(87) Air de musette: 'Bergers dans nos bois'
Gracieusement



(88) Air from Alceste
Leger





Musical staff 1, measures 1-2. Treble clef, 3/4 time signature. Contains notes with '+' and 'v' markings.



Musical staff 2, measures 3-4. Treble clef, 3/4 time signature. Contains notes with '+' and 'v' markings. Ends with 'Fin' and measure number 2.



Musical staff 3, measures 5-6. Treble clef, 3/4 time signature. Contains notes with '+' and 'v' markings. Ends with measure number 3.



Musical staff 4, measures 7-8. Treble clef, 3/4 time signature. Contains notes with '+' and 'v' markings. Ends with measure number 4.


(89) Musette
Moderato



Musical staff 5, measures 9-10. Treble clef, 3/4 time signature. Contains notes with '+' and 'v' markings. Ends with measure number 5.




Musical staff 6, measures 11-12. Treble clef, 3/4 time signature. Contains notes with '+' and 'v' markings. Ends with measure number 6.




Musical staff 7, measures 13-14. Treble clef, 3/4 time signature. Contains notes with '+' and 'v' markings. Ends with measure number 7.



Musical staff 8, measures 15-16. Treble clef, 3/4 time signature. Contains notes with '+' and 'v' markings. Ends with measure number 8.



Musical staff 9, measures 17-18. Treble clef, 3/4 time signature. Contains notes with '+' and 'v' markings. Ends with measure number 9.




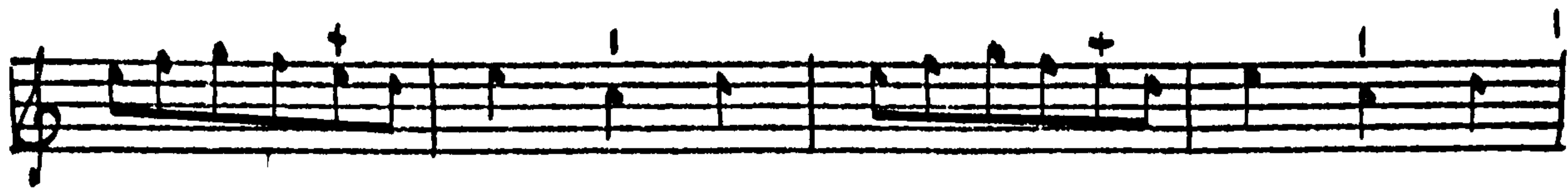
Musical staff 10, measures 19-20. Treble clef, 3/4 time signature. Contains notes with '+' and 'v' markings. Ends with measure number 10.




Musical staff 11, measures 21-22. Treble clef, 3/4 time signature. Contains notes with '+' and 'v' markings. Ends with measure number 11.



Musical staff 12, measures 23-24. Treble clef, 3/4 time signature. Contains notes with '+' and 'v' markings. Ends with measure number 12.





(89a) Rigaudon suivant
Animé





(90) Air des Suisses
Marqué





(91) Musette from Callirhoe
Gravement



(92) Caprice
Animé



- (93) Example of an Air for two chanters from the opera Isis. It is transposed a 4th higher than the original.

The location of pieces for two chanters by Hotteterre is to be found on p. 64 of the Méthode.

Preludes in keys / which are the most popular on the musette.

(94) 1st Prelude in C major

Anime

1
2
3

(95) 2nd Prelude
Marqué

4
5
6

(96) 3rd Prelude
Vivement

7
8
9
10
11

(97) 1st Prelude in C minor
Moderato

12



(98)

2nd Prelude
Rondement

The first three staves of exercise (98) show a melodic line in G major. The first staff contains measures 1-4, the second staff contains measures 5-8, and the third staff contains measures 9-12. The notation includes various rhythmic values, accidentals (sharps and flats), and dynamic markings such as accents and slurs.

(99)

3rd Prelude
Rondement

The first four staves of exercise (99) show a melodic line in G major. The first staff contains measures 1-4, the second staff contains measures 5-8, the third staff contains measures 9-12, and the fourth staff contains measures 13-16. The notation includes various rhythmic values, accidentals, and dynamic markings.

(100)


1st Prelude in G major
Moderato

The first three staves of exercise (100) show a melodic line in G major. The first staff contains measures 1-4, the second staff contains measures 5-8, and the third staff contains measures 9-12. The notation includes various rhythmic values, accidentals, and dynamic markings.

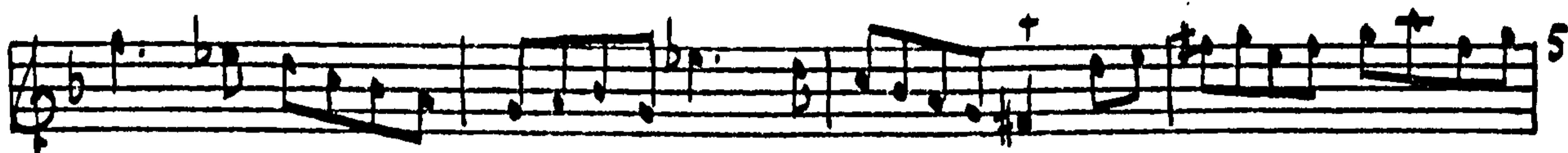
(101)

2nd Prelude
Marqué


The first staff of exercise (101) shows a melodic line in G major, containing measures 1-4. The notation includes various rhythmic values, accidentals, and dynamic markings.



(102) 1st Prelude in G minor
Rondement



(103) 2nd Prelude in G minor
Animé



Hotteterre's model (ii)

Jean-Pierre Freillon-Poncein, La Véritable Manière (Paris, 1700)

Preludes for oboe in seven major keys

Preludes for oboe in seven minor keys

Editorial method

(i) Source

These Preludes have been transcribed from a photocopy of the original edition published by Jacques Collombat c.1700 in Paris, a copy of which is now in the Bibliothèque Nationale, Paris. The full title of Poncein's tutor from which the Preludes are taken is given in the Warner Catalogue (35). The text of the tutor incorporated Preludes in major and minor keys for the oboe and the recorder, a feature copied by Jacques Hotteterre (with the addition of Preludes for the transverse flute) in his L'Art de Préluder published 19 years later. The recorder Preludes have recently been transcribed,¹ but the oboe Preludes from Poncein's tutor are here transcribed for the first time.

(ii) Clefs

The music is transcribed at pitch using the G clef on the second line, instead of on the first line as in the original.

(iii) Ornamentation

Notation of the ornaments used is discussed in Chapter 6 of Volume I. The only ornament present in the Preludes was a small cross (+) and it probably indicated any appropriate ornament, although Poncein mentioned it specifically as one of his alternative signs for a trill. In some cases a port de voix may seem a more appropriate ornament.

(iv) Time signatures

Original time signatures are retained. Only three metres

1 Lasocki, D. and Bang, B. Freillon-Poncein and Hotteterre le Romain: Preludes (London, 1968)

were used in the Preludes, viz. C (played in four slow beats), 2 (played in two slow beats), and $\frac{3}{4}$ (played in two quicker beats).

(v) Dynamics

No dynamic markings were given in the original edition.

(vi) Slurs

All slurs are original.

(vii) Accidentals and key signatures

Accidentals modernised. In the original accidentals were frequently inserted above and below notes as a reminder, even if they were present in the key signature at the beginnings of lines. In the case of minor key signatures with flats one fewer flats than in the equivalent modern key signature were indicated at the beginnings of lines, and the missing flat was added throughout the course of the music. Minor key signatures with sharps were given in their present form. Throughout this edition modern key signatures have been consistently adopted.

(viii) Editorial markings

All editorial markings are given within square brackets. Alterations, errors and omissions from the original edition are noted in the Commentary at the end of this Volume.

The music

The practice of playing an improvised solo Prelude before performing a work was one which wind soloists followed in France from the beginning of the 18th century until the middle of the 19th. Almost all extant Preludes were composed for the transverse flute or recorder, and the following fourteen Preludes are unique compositions in the oboe repertoire. The range of the instrumental part is from D_4 to D_6 and makes use of all the notes given in Freillon-Poncein's fingering chart for the oboe except for C_4 and C_4 sharp.

The text of Poncein's Introduction to his Preludes runs:

I thought I ought to define what a Prelude is. It is simply a piece played to establish the key in which one is about to play. It is normally improvised by the performer on the inspiration of the moment.

There are no special rules of composition for the Prelude, or any stipulation about length. They are composed according to one's varying inclinations - tender, brusque, short, or recitative-like. One may modulate freely as long as the modulation is logical and does not offend the ear. It is necessary, however, that each Prelude should start and finish on one of the principal notes of the tonic chord, although it is always better to finish specifically on the tonic note. Since many people do not have the facility to compose such Preludes I thought it useful to append some examples in the seven major and minor tonalities for oboe ... which readers may practise.

My intentions were not to make them singable, but only to make them very difficult to perform because of their large unexpected leaps. There is one example for each key ... through transposition into all sorts of keys they can be made suitable for all other instruments. Those who can play the Preludes well will find playing the pieces which follow very simple, since the latter progress by small intervals of a second, third, etc.

Preludes pour le Haut-bois; sur les sept modes majeurs

En G-re sol

En A-mi la. Gay.

En B-fa si.

E

In G

Preludes for Oboe in seven major keys.

1

2

3

4

In A

5

6

7

8

In B

9

10

11

12

In C

1

2

3

4

In D

5

6

7

8

In E

9

10

11

12

In F

1
2
3
4

Preludes for Oboe in seven minor keys.

In G minor

6
7
8
9

Another in G minor.

10
11
12

1

In A minor

2

3

4

5

In B minor

6

7

8

9

In C minor

10

11

12




1



2




3



4

In D minor



5



6



7



8




9



10

In E minor



11



12

Musical staff 1: Treble clef, key signature of one sharp (F#), 4/4 time signature. The staff contains a melodic line with several measures. The first measure has a '+' sign above it. The staff ends with a first ending bracket labeled '1'.

Musical staff 2: Treble clef, key signature of one sharp (F#), 4/4 time signature. The staff contains a melodic line with several measures. The first measure has a '+' sign above it. The staff ends with a second ending bracket labeled '2'.

Musical staff 3: Treble clef, key signature of one sharp (F#), 4/4 time signature. The staff contains a melodic line with several measures. The first measure has a '+' sign above it. The staff ends with a third ending bracket labeled '3'.

Musical staff 4: Treble clef, key signature of one sharp (F#), 4/4 time signature. The staff contains a melodic line with several measures. The staff ends with a first ending bracket labeled '1'.

In F minor

Musical staff 5: Treble clef, key signature of one flat (Bb), 4/4 time signature. The staff contains a melodic line with several measures. The staff ends with a first ending bracket labeled '5'.

Musical staff 6: Treble clef, key signature of one flat (Bb), 4/4 time signature. The staff contains a melodic line with several measures. The staff ends with a first ending bracket labeled '6'.

Musical staff 7: Treble clef, key signature of one flat (Bb), 4/4 time signature. The staff contains a melodic line with several measures. A '+' sign in brackets is placed above the staff. The staff ends with a first ending bracket labeled '7'.

Musical staff 8: Treble clef, key signature of one flat (Bb), 4/4 time signature. The staff contains a melodic line with several measures. A '+' sign in brackets is placed above the staff. The staff ends with a first ending bracket labeled '8'.

Musical staff 9: Treble clef, key signature of one flat (Bb), 4/4 time signature. The staff contains a melodic line with several measures. The staff ends with a first ending bracket labeled '9'.

Musical staff 10: Treble clef, key signature of one flat (Bb), 4/4 time signature. The staff contains a melodic line with several measures. A '+' sign is placed below the staff. The staff ends with a first ending bracket labeled '10'.

Empty musical staff consisting of five horizontal lines.

Empty musical staff consisting of five horizontal lines.

Jacques Hotteterre, L'Art de Préluder (Paris, 1719)

Preludes for the one-keyed transverse flute

Editorial method

(i) Source

The present edition has been prepared from a microfilm copy of the original edition of Hotteterre's tutor now in the Bibliothèque Nationale, Paris. Michel Sanvoisin has recently produced a French edition of L'Art de Préluder published by Zurfluh, Paris in 1966. Errors in this edition are profuse and are noted in passing in the Commentary at the end of this Volume. Sanvoisin retained the original rhythmic notation with its peculiar grouping of notes. Rhythmic grouping is modernised in the present edition.

(ii) Clefs

The music is transcribed at pitch using the G clef on the second line instead of the old French violin clef.

(iii) Ornamentation

The notation of ornaments used is discussed in detail in Chapter 6 in Volume I. The most common sign is the small cross (+) representing a simple trill. Second most common is the port de voix (V) or ascending appoggiatura, which is played short and on the beat. There is one example of the battement (') or mordent in these pieces, and also only one of the coulement (Λ) or passing appoggiatura. The latter is played short and before the beat, and is normally used only in descending intervals of a third. It should be specially noted that a battement is almost always used immediately following a port de voix although this is never indicated. A flattement or fingered vibrato on the flat side of a note (for which Hotteterre gave full fingerings in his Principes) should be played on any note longer than a crotchet.

(iv) Time signatures

All the Preludes are in 2 or 3 time, although there is a

wide variety of time signatures used as the following examples show:

Preludes in

A major	No. 4	$\frac{2}{4}$	<u>Gay et croches égales</u>
B minor	No. 2	C	<u>Animé et détaché</u>
B minor	No. 4	$\frac{6}{4}$	<u>Gay</u>
B flat minor	No. 2	$\frac{3}{2}$	<u>Gay</u>
C major	No. 1	C	<u>Un peu animé et croches égales</u>
C major	No. 3	C	<u>Gay et croches égales</u>
F sharp minor	No. 2	$\frac{3}{8}$	<u>Gay</u>

Quavers should be played unequally if they move by step or small leaps. They are played equally when under large slurs. See Chapter 6 in Volume I for more detailed information about rhythmic inequality and articulation patterns.

(v) Dynamics

No dynamic indications were given in the original.

(vi) Slurs

All slurs are original.

(vii) Barlines

The moderate and slow Preludes were unbarred, having small dashes below the stave instead of barlines. In the present edition barlines are added throughout. On barring Hotteterre commented:

Although I have barred most of the Preludes, one should not beat time when playing them from memory.¹

¹ Hotteterre, Jacques L'Art de Préluder (Paris, 1719) p. 7

(viii) Editorial markings

All editorial markings are given in square brackets. Some of the Preludes Hotteterre described as suitable also for the oboe and recorder. The oboe was capable of playing all the notes in the Preludes, whereas the recorder cannot go below F_4 . In such circumstances Hotteterre provided alternative versions for the recorder to play. Those Preludes suitable for the recorder were indicated by Hotteterre with a small drawing of the beak of a recorder in the original edition, and in the present edition such Preludes are prefixed with the letter R.

The music

Similar introductory comments can be made as those which prefaced Freillon-Poncein's Preludes for oboe. Hotteterre, however, made use of a much wider variety of ornamentation than Poncein, and the fact that some of Hotteterre's Preludes are unbarred suggests that a freer, more cadenza-like interpretation had become general in the years between the appearance of these two collections.

Jacques Hotteterre saw the Prelude as two distinct types of composition.

The first is the composed Prelude which is usually the first piece of a suite or sonata, and which in these forms is certainly a movement. Overtures and ritornelli which precede and introduce thematic material of sung portions used in operas and cantatas are also of this type. The other type of Prelude is the improvisatory Prelude which is certainly the true Prelude. In fact, since the Prelude ought to be invented spontaneously without preparation, and since it includes infinite variety, it seems that the Prelude is not capable of being subjected to rules or formulae. However, having come to the conclusion that these Preludes are not constructed completely at random and that they must be formulated on a basis of very regular modulation, I conceived the idea of writing this work, and I flatter myself that it may be of great use to those who¹ wish instruction and to perfect themselves in this art.

1 Hotteterre, Jacques L'Art de Préluder (Paris, 1719) p. 2

In the first Chapter of L'Art de Préluder Hotteterre demonstrates some elements of the Prelude with some variations in the key of G major. He mentions the possibility of changing from major to minor, and the first music example is an arpeggio (up and down) of the key of G. This acts as the harmonic framework for the following Preludes. He says that in effect one has only to grasp how to elaborate such patterns melodically to be able to produce Preludes. Five examples of such elaboration follow in 2, 2, 3, 2, and 2 times respectively. Hotteterre then gives another basic harmonic formula with four variations based on it. Notes which are not part of the basic formula may be introduced through conjunct melodic motion. These simple instructions are all that precede the following Preludes for transverse flute in Hotteterre's L'Art de Préluder.

CHAPITRE TROISIÈME.

Preludes sur tous les Tons dans différents mouvemens, et differens caracteres pour la Flûte-Traversiere, la Flûte-a- bec, le Hautbois, &c.

J'Avertis que les croches seront pointées dans tous ces Preludes, a moins que l'on ne trouve un avertissement du contraire: j'en diray celle marque à la tête de ceux qui se pourront jouer sur la Flûte-a-bec, et lorsqu'il y aura quelque changement à faire a son egard je les avertiray par renvoy avec ce signe, &c. ces mêmes Preludes pourront aussy se jouer sur le Hautbois excepté ceux qui requierent beaucoup sur le tons hauts. Au reste quoy que j'aye mesuré la plupart de ces Preludes, on ne doit point pas s'assujettir a y battre la mesure quand on voudra les jouer de memoire.

1.^{er} Prelude. modéré simplement *G. re, sol, 3.^{es} Majeure.*

Musical notation for the first prelude, marked 'Modéré' and 'modéré simplement'. The piece is in G major (one sharp) and 3/4 time. It features a simple, rhythmic melody with small vertical dashes below the staff.

2.^{es} Prelude. modéré simplement.

Musical notation for the second prelude, marked 'Gravement' and 'modéré simplement'. The piece is in G major and 3/4 time, featuring a more expressive and slower melody.

3.^{es} Prelude, avec une cadence à la quinte.

Musical notation for the third prelude, marked 'Modéré' and 'avec une cadence à la quinte'. The piece is in G major and 3/4 time, ending with a cadence in the fifth degree (D).

4.^{es} Prelude, avec une cadence à la 5^{te} et à la 6.^{te}

Musical notation for the fourth prelude, marked 'Animé' and 'avec une cadence à la 5^{te} et à la 6^{te}'. The piece is in G major and 3/4 time, featuring a lively and energetic melody with two cadences.

Jacques Hotteterre, L'Art de Préluder (Paris, 1719) Chapter 3, p. 6
 'Preludes in all keys in different styles and moods for the transverse flute, recorder, oboe etc.' Note the use of small vertical dashes below the staves in the first three examples instead of barlines.

G major

1st Prelude

R

Musical notation for the first staff of the 1st Prelude, measures 1-7. It begins with a treble clef, a key signature of one sharp (F#), and a 2/4 time signature. The melody starts with a quarter note G4, followed by eighth notes A4, B4, and C5. There are various ornaments and slurs throughout the staff.

Moderato

Musical notation for the second staff of the 1st Prelude, measures 8-14. It continues the melody from the first staff, ending with a double bar line and a fermata over the final note.

2nd Prelude

R

Musical notation for the first staff of the 2nd Prelude, measures 1-3. It begins with a treble clef, a key signature of one sharp (F#), and a 3/4 time signature. The melody starts with a quarter note G4, followed by eighth notes A4, B4, and C5.

Gravement

Musical notation for the second staff of the 2nd Prelude, measures 4-10. It continues the melody from the first staff, ending with a double bar line and a fermata over the final note.

3rd Prelude

R

Musical notation for the first staff of the 3rd Prelude, measures 1-6. It begins with a treble clef, a key signature of one sharp (F#), and a 3/4 time signature. The melody starts with a quarter note G4, followed by eighth notes A4, B4, and C5.

Moderato

Musical notation for the second staff of the 3rd Prelude, measures 7-13. It continues the melody from the first staff, ending with a double bar line and a fermata over the final note.

Musical notation for the third staff of the 3rd Prelude, measures 14-20. It continues the melody from the second staff, ending with a double bar line and a fermata over the final note.


Musical notation for the fourth staff of the 3rd Prelude, measures 21-27. It continues the melody from the third staff, ending with a double bar line and a fermata over the final note.

4th Prelude

Musical notation for the first staff of the 4th Prelude, measures 1-10. It begins with a treble clef, a key signature of one sharp (F#), and a 2/4 time signature. The melody starts with a quarter note G4, followed by eighth notes A4, B4, and C5.

Musical notation for the second staff of the 4th Prelude, measures 11-17. It continues the melody from the first staff, ending with a double bar line and a fermata over the final note.

Musical notation for the third staff of the 4th Prelude, measures 18-24. It continues the melody from the second staff, ending with a double bar line and a fermata over the final note.



1st Prelude G minor

R Tendrement

A musical staff with a treble clef, containing a sequence of notes and rests. It includes a 'V' marking above a note and ends with a double bar line and a fermata.


2nd Prelude

R Gay

A musical staff with a treble clef, containing a sequence of notes and rests. It ends with a double bar line and a fermata.


3rd Prelude


Affectueusement

A musical staff with a treble clef, containing a sequence of notes and rests. It includes a 'V' marking above a note and ends with a double bar line and a fermata.


4th Prelude

R Gay

A musical staff with a treble clef, containing a sequence of notes and rests. It ends with a double bar line and a fermata.

1st Prelude A minor



2nd Prelude



Tendrement, sans lenteur



3rd Prelude




Gay






4th Prelude



A major

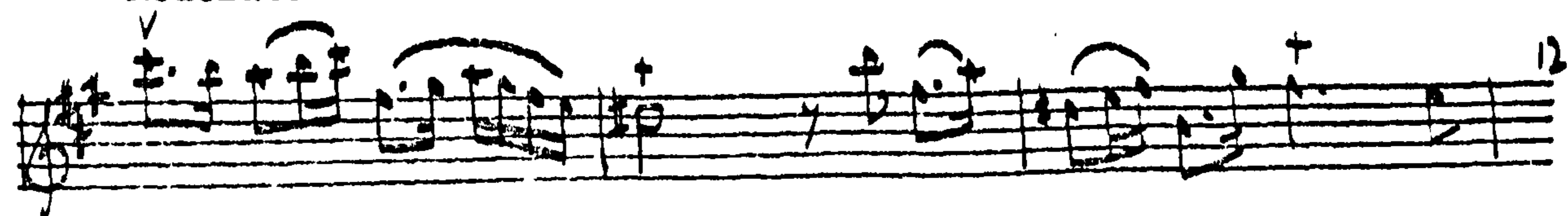
1st Prelude



2nd Prelude



3rd Prelude



1

2

Animé
4th Prelude


3

Gay, et croches égales

4

5

6



1st Prelude

B flat major

R

8

Moderato

9

2nd Prelude

R

10

Gay

11

12

3rd Prelude

R

Moderato

B minor

1st Prelude

R

Tendrement

2nd Prelude

R

Animé et détaché

Gracieusement

3rd Prelude

R


Gay

1st Prelude B flat minor

R  1

Tendrement


 2


 3

2nd Prelude


R  4

Gay


 5



1st Prelude C major

R  7

Un peu animé et croches égales

 8


 9

 10

2nd Prelude

R  11

Tendrement



 12



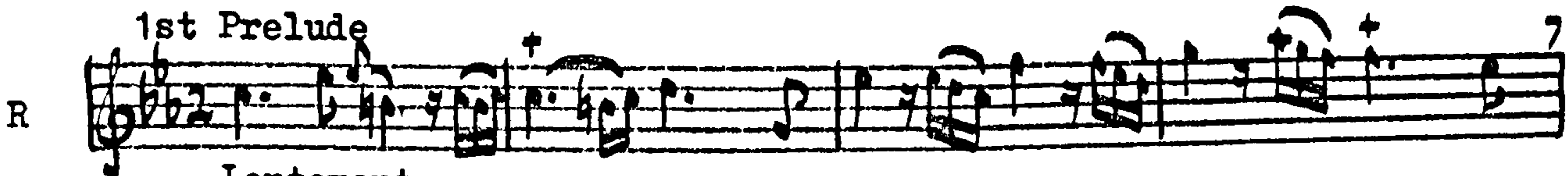
3rd Prelude



Gay, et croches égales



C minor



1st Prelude

Lentement



2nd Prelude

Un peu gay et croches égales



3rd Prelude

R

Moderato

1

2

3

D minor

1st Prelude

Tendrement

5

6

7

8

2nd Prelude

Animé

Moderato

croches égales

9

10

3rd Prelude

Majestueusement

11

12

Musical staff 1: Treble clef, D major key signature, 2/4 time signature. Contains a melodic line with various ornaments and slurs, ending with a fermata and a measure rest.

Musical staff 2: Treble clef, D major key signature, 2/4 time signature. Continuation of the melodic line from staff 1, featuring a large slur and various ornaments.

Musical staff 3: Treble clef, D major key signature, 2/4 time signature. Continuation of the melodic line, ending with a fermata and a measure rest. A measure rest is indicated by a '7' below the staff.

Musical staff 4: Treble clef, D major key signature, 2/4 time signature. Continuation of the melodic line, ending with a fermata and a measure rest. A measure rest is indicated by an 'R' above the staff and a '4' below the staff.

Empty musical staff with five lines.

D major

Musical staff 5: Treble clef, D major key signature, 2/4 time signature. Labeled "1st Prelude". Contains a melodic line with various ornaments and slurs, ending with a fermata and a measure rest. A measure rest is indicated by a '6' below the staff.

Gravement, sans lenteur

Musical staff 6: Treble clef, D major key signature, 2/4 time signature. Continuation of the 1st Prelude melodic line, ending with a fermata and a measure rest. A measure rest is indicated by a '7' below the staff.

2nd Prelude

Musical staff 7: Treble clef, D major key signature, 2/4 time signature. Labeled "2nd Prelude". Contains a melodic line with various ornaments and slurs, ending with a fermata and a measure rest. A measure rest is indicated by an '8' below the staff.

Gay

Musical staff 8: Treble clef, D major key signature, 2/4 time signature. Continuation of the 2nd Prelude melodic line, ending with a fermata and a measure rest. A measure rest is indicated by a '9' below the staff.

Musical staff 9: Treble clef, D major key signature, 2/4 time signature. Continuation of the 2nd Prelude melodic line, ending with a fermata and a measure rest. A measure rest is indicated by a '10' below the staff.

3rd Prelude

Musical staff 10: Treble clef, D major key signature, 2/4 time signature. Labeled "3rd Prelude". Contains a melodic line with various ornaments and slurs, ending with a fermata and a measure rest. A measure rest is indicated by an '11' below the staff.

Fièrement

Empty musical staff with five lines.

F

1 2

4th Prelude

Gravement

3 4 5 6

1st Prelude

E minor

Moderato

R

7 8 9 10 11

2nd Prelude


F

Gay, et croches égales

12




3rd Prelude



Gravement



Badinez




1st Prelude


E major



Tendrement, sans lenteur





2nd Prelude




Gay, et croches égales






3rd Prelude




Tendrement



E flat major


1st Prelude



Gravement



2nd Prelude




Gay







3rd Prelude




Gay



1st Prelude

F major



Rondement



2nd Prelude



Un peu animé



3rd Prelude

R

Musical staff 1 for the 3rd Prelude, starting at measure 1. It features a treble clef, a key signature of one sharp (F#), and a 3/4 time signature. The melody begins with a quarter note G4, followed by a quarter note A4, and a quarter note B4. The piece is marked 'Moderato'.

Moderato

Musical staff 2 for the 3rd Prelude, starting at measure 2. It continues the melody from the first staff, featuring a quarter note C5, followed by a quarter note D5, and a quarter note E5. The piece is marked 'Moderato'.

Musical staff 3 for the 3rd Prelude, starting at measure 3. It continues the melody from the second staff, featuring a quarter note F5, followed by a quarter note G5, and a quarter note A5. The piece is marked 'Moderato'.

Two empty musical staves, likely for the left hand accompaniment.

1st Prelude

F sharp minor

R

Musical staff 4 for the 1st Prelude, starting at measure 5. It features a treble clef, a key signature of two sharps (F# and C#), and a 3/4 time signature. The melody begins with a quarter note G4, followed by a quarter note A4, and a quarter note B4. The piece is marked 'Moderato'.

Moderato

Musical staff 5 for the 1st Prelude, starting at measure 6. It continues the melody from the fourth staff, featuring a quarter note C5, followed by a quarter note D5, and a quarter note E5. The piece is marked 'Moderato'.

Musical staff 6 for the 1st Prelude, starting at measure 7. It continues the melody from the fifth staff, featuring a quarter note F5, followed by a quarter note G5, and a quarter note A5. The piece is marked 'Moderato'.

2nd Prelude

R

Musical staff 7 for the 2nd Prelude, starting at measure 8. It features a treble clef, a key signature of two sharps (F# and C#), and a 3/4 time signature. The melody begins with a quarter note G4, followed by a quarter note A4, and a quarter note B4. The piece is marked 'Gay'.

Gay

Musical staff 8 for the 2nd Prelude, starting at measure 9. It continues the melody from the seventh staff, featuring a quarter note C5, followed by a quarter note D5, and a quarter note E5. The piece is marked 'Gay'.

Musical staff 9 for the 2nd Prelude, starting at measure 10. It continues the melody from the eighth staff, featuring a quarter note F5, followed by a quarter note G5, and a quarter note A5. The piece is marked 'Gay'.

Two empty musical staves, likely for the left hand accompaniment.

1st Prelude

F minor


R

Musical staff 10 for the 1st Prelude, starting at measure 12. It features a treble clef, a key signature of one flat (F), and a 3/4 time signature. The melody begins with a quarter note G4, followed by a quarter note A4, and a quarter note B4. The piece is marked 'Tendrement'.

Tendrement



Musical staff 1, numbered 1. It contains a single line of music with various notes, rests, and articulation marks such as '+' and 'v'.



Musical staff 2, numbered 2. It contains a single line of music with various notes, rests, and articulation marks such as '+' and 'v'.

2nd Prelude



Musical staff 3, numbered 3. It contains a single line of music with various notes, rests, and articulation marks such as '+' and 'v'.

Gay



Musical staff 4, numbered 4. It contains a single line of music with various notes, rests, and articulation marks such as '+' and 'v'.

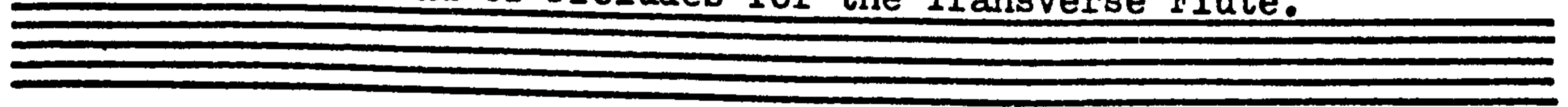


Musical staff 5, numbered 5. It contains a single line of music with various notes, rests, and articulation marks such as '+' and 'v'.




Musical staff 6, numbered 6. It contains a single line of music with various notes, rests, and articulation marks such as '+' and 'v'.


End of Preludes for the Transverse Flute.




Empty musical staff 7.




Empty musical staff 8.




Empty musical staff 9.



Empty musical staff 10.



Empty musical staff 11.



Empty musical staff 12.

Jean-Pierre Freillon-Poncein, La Véritable Manière (Paris, 1700)

'L'Embarras de Paris'

'Trio pour la Flûte'

'Bruits de Guerre'

Editorial method

(i) Source

This transcription of the three pieces from Poncein's tutor was made from a photocopy of the original edition in the Bibliothèque Nationale, Paris. Poncein's concerted original compositions for woodwinds are here transcribed in a modern edition for the first time.

(ii) Ornamentation

Notation of ornaments used is discussed in Chapter 6 in Volume I. Some accents and coulements in the three compositions were written out, e.g. in the Passacaille for recorder and bass, p. 111.

(iii) Time signatures

Original time signatures are retained. Poncein's liking for triple time in his own compositions is notable; some of the short contrasting episodes in 'Bruits de Guerre' are the only exceptions to continuous triple time throughout.

(iv) Dynamics

No dynamic markings were indicated, but the note which pre-faced the original compositions (translated on p. 90) described the general manner in which the pieces should be interpreted. Poncein's description of the va et vient of 'Paris Traffic' is highly colourful, but his music is not descriptive in the literal sense. The scoring for 'Bruits de Guerre' suggested by Poncein is noted in the transcription.

(v) Slurs

All slurs are original. See section on inequality and slurs in Chapter 6, Volume I.

(vi) Editorial markings

All editorial markings are given within square brackets. Errors or omissions in the original are corrected and noted in the Commentary.

The music

'L'Embarras de Paris'

A piece for five (or fewer) melodic instruments and bass. The contrasting sections of the simple rondo form piece are scored for two melodic instruments and bass. The rondo theme, which is based fanfare-like on the notes of the tonic triad with passing notes and auxiliary notes, is repeated in canon by all five voices above a tonic pedal. The first voice enters twice with the complete melodic phrase. The trio sections in which the bass moves freely contrast with the harmonically rather static tuttis. The two treble voices in the trios again move in canon until approximately two bars before the final cadences of each section. The parts were printed in score in the original, and the ranges of the voices were:

<u>Part</u>	<u>Clef</u>	<u>Range</u>
Treble 1	G *	G ₄ to C ₆
Treble 2	G	G ₄ to C ₆
Treble 3	G	E ₄ to A ₅
Treble 5	G	G ₄ to A ₅
Bass	F	F ₂ to D ₄

'Trio pour la Flûte'

This piece for two recorders and bass is in simple imitative style, the demands on instrumental technique being minimal. Parts were again printed in score, and the ranges of the voices were:

* G clef on the first line

<u>Part</u>	<u>Clef</u>	<u>Range</u>
Treble 1	G *	G ₄ to D ₆
Treble 2	G	F ₄ sharp to B ₅
Bass	F	G ₂ to A ₃

'Bruits de Guèrre pour toutes Sortes d'Instruments'

Particular sections of this lengthy composite piece were designated to be performed on violins, oboes, or trumpets, and the bass was to be played by string basses, bassoons, trumpets and drums. Harmonic movement in the martial sections is confined to tonic and dominant in order to suit tuned drums, and in places where the bass moves away from tonic and dominant harmonies the bass line is indicated to be played only by string basses and bassoons. 'Bruits de Guèrre' is a piece of contrasts, and the martial episodes are interrupted by music of a more pastoral and reflective character. The Menuet for oboes (marked doux) is the first of two short sections for reeds. The second is a piece for two oboes with bassoon accompaniment. Two unaccompanied trumpets play three episodes. Tutti sections between each of the reed and brass episodes are not written out in the present edition since the repetitions of the opening tutti material are exact. Parts were written in score, and the overall plan of the composition was as laid out on p. 89.

The 'Passacaille' is based on a repeated four-bar phrase in the key of E minor descending from the tonic to the dominant. Succeeding variations become more complex, and at p.108, line 7 the theme appears in the treble for four variations. The second part of the 'Passacaille' represents a change of mood from Tendrement to Gay, and the music of the concluding Menuet is also based on the motive: E, D, C natural, B.

* G clef on the first line

Section	Time	Type of movement / instrumentation
A *	4 8	Tutti
B	3	Menuet for oboes and bass
A	4 8	Tutti
C	2	Duet for two trumpets (unaccompanied)
A	4 8	Tutti
D	2	Duet for two oboes and bassoon
A	4 8	Tutti
E	C	Duet for two trumpets (unaccompanied)
A	4 8	Tutti
F	2	Duet for two trumpets (unaccompanied)
G	3	Menuet for oboes and bassoons
H	3	Passacaglia in two sections for recorder and bass

* Letters represent thematic content

The following note prefaces Poncein's three original compositions for wind instruments in his tutor.

There follows a small collection of various types of pieces which I have composed with so much trouble that I dare to flatter myself that they will not be disapproved of by the discerning public, since one of the most skilled composers of this century has done me the honour of informing me that the pieces are very good. The first is entitled 'Paris Traffic'; The noise and bustle characteristic of the mornings and afternoons, and the comings and goings of individuals are expressed in the sections for six instruments. The sections for three instruments represent the periods of calm during lunch and at night. Although six voices are indicated for joint performance, if there are insufficient players to play all the parts, the top two (or more) voices of each section may be played with the bass.

The 'Trio pour la Flute' is a canon which may be played on two instruments when there are not more than two players [two flutes without bass, or one flute with bass?]

'Bruits de Guerre' is a piece which suggests the uncertainty of military life, that is to say the alarms, excursions and pleasures which follow one another in such close proximity. The opening may be played by all kinds of instruments, but as far as possible thereafter the instrumentation suggested at the beginning of each section should be adhered to. The trompettes marines should play the Duaux du bruit de guerre and accompany elsewhere.

With reference to the Passacaille, since it is a very tender piece it should be performed accordingly. All ornaments should be performed here exactly as indicated.

L'Embarras de Paris

A handwritten musical score for the piece 'L'Embarras de Paris'. The score is written on ten staves, organized into two systems of five staves each. The notation is in a historical style, featuring a treble clef and a common time signature (C). The music consists of a single melodic line with various note values, including minims, crotchets, and quavers, often beamed together. There are several instances of the word 'fin.' written in a cursive hand at the end of the first and second staves of each system, indicating the end of a section. The paper shows signs of age, with some staining and a slightly uneven texture.

Freillon-Poncein, La Véritable Manière (Paris, 1700)

'L'Embarras de Paris'

'L'Embarras de Paris.'

The first system of the musical score consists of six staves. The first staff is in treble clef with a key signature of one flat and a 3/4 time signature. It begins with a measure containing a '5.' below the staff. The subsequent staves (2-6) continue the melodic and harmonic development. The sixth staff ends with a '5.' below it, indicating a measure repeat.

The second system of the musical score consists of six staves, numbered 7 through 12. The notation continues from the first system. The seventh and eighth staves include the word 'Fin' above the final notes and first/second endings below. The twelfth staff also includes 'Fin' above the final notes and first/second endings below. The key signature changes to two flats (B-flat and E-flat) in the final measure of the twelfth staff.

Roland, Gavotte



L'Europe Galante, Rigaudon



Musical notation for measures 1, 2, and 3. Measure 1: Treble clef, notes G4, A4, B4, C5, B4, A4, G4. Measure 2: Treble clef, notes G4, A4, B4, C5, B4, A4, G4. Measure 3: Bass clef, notes G3, F3, E3, D3, C3, B2, A2, G2. Chord symbols: C#m, C#m, Bb, C#m, C#m, Bb, C#m.

Three empty musical staves.

Musical notation for measures 5, 6, and 7. Measure 5: Treble clef, notes G4, A4, B4, C5, B4, A4, G4. Measure 6: Treble clef, notes G4, A4, B4, C5, B4, A4, G4. Measure 7: Bass clef, notes G3, F3, E3, D3, C3, B2, A2, G2. Chord symbols: C#m, C#m, Bb, C#m, C#m, Bb, C#m.

Three empty musical staves.

Musical notation for measures 9, 10, and 11. Measure 9: Treble clef, notes G4, A4, B4, C5, B4, A4, G4. Measure 10: Treble clef, notes G4, A4, B4, C5, B4, A4, G4. Measure 11: Bass clef, notes G3, F3, E3, D3, C3, B2, A2, G2. Chord symbols: C#m, C#m, Bb, C#m, C#m, Bb, C#m.

Three empty musical staves.

A musical score system consisting of six staves, numbered 1 through 6 on the right. The notation is in treble clef. Staff 1 contains a melodic line with various note values and rests. Staff 2 contains a similar melodic line. Staff 3 contains a melodic line with some rests. Staff 4 contains a melodic line with some rests. Staff 5 contains a melodic line with some rests. Staff 6 contains a bass line with various note values and rests.

A musical score system consisting of six staves, numbered 7 through 12 on the right. The notation is in treble clef. Staff 7 contains a melodic line with various note values and rests. Staff 8 contains a melodic line with various note values and rests. Staff 9 contains a melodic line with various note values and rests. Staff 10 contains a melodic line with various note values and rests. Staff 11 contains a melodic line with various note values and rests. Staff 12 contains a bass line with various note values and rests.

Persée, Air de Ballet

Gracieux

Démons de Thésée, Air

Vivement

Roland, Menuet

Gai

Armide, Couplet de la Passacaille


Example of 3 time with croches égales. There is equality here because:

- (i) the quavers move by leap,
- (ii) the quavers are intermixed with semiquavers, and
- (iii) the quavers occur on repeated notes.

Two further examples of croches égales, this time in Italian music:

Corelli, Courante

Allegro

Corelli, Sarabande

Largo



Note: Bases of sarabandes which have continual quaver motion are regularly played égale.

Measures 1-3 of a musical score. Measure 1: Treble clef, quarter notes G4, A4, B4, C5, quarter note B4, quarter note A4, quarter note G4, quarter note F4, quarter note E4, quarter note D4, quarter note C4. Measure 2: Treble clef, quarter notes G4, A4, B4, C5, quarter note B4, quarter note A4, quarter note G4, quarter note F4, quarter note E4, quarter note D4, quarter note C4. Measure 3: Bass clef, quarter note C3, quarter note D3, quarter note E3, quarter note F3, quarter note G3, quarter note A3, quarter note B3, quarter note C4.

Measures 4-6 of a musical score. Measure 4: Treble clef, quarter notes G4, A4, B4, C5, quarter note B4, quarter note A4, quarter note G4, quarter note F4, quarter note E4, quarter note D4, quarter note C4. Measure 5: Treble clef, quarter notes G4, A4, B4, C5, quarter note B4, quarter note A4, quarter note G4, quarter note F4, quarter note E4, quarter note D4, quarter note C4. Measure 6: Bass clef, quarter note C3, quarter note D3, quarter note E3, quarter note F3, quarter note G3, quarter note A3, quarter note B3, quarter note C4.

Measures 7-9 of a musical score. Measure 7: Treble clef, quarter notes G4, A4, B4, C5, quarter note B4, quarter note A4, quarter note G4, quarter note F4, quarter note E4, quarter note D4, quarter note C4. Measure 8: Treble clef, quarter notes G4, A4, B4, C5, quarter note B4, quarter note A4, quarter note G4, quarter note F4, quarter note E4, quarter note D4, quarter note C4. Measure 9: Bass clef, quarter note C3, quarter note D3, quarter note E3, quarter note F3, quarter note G3, quarter note A3, quarter note B3, quarter note C4.

Measures 10-12 of a musical score. Measure 10: Treble clef, quarter note G4, quarter note A4, quarter note B4, quarter note C5, quarter note B4, quarter note A4, quarter note G4, quarter note F4, quarter note E4, quarter note D4, quarter note C4. Measure 11: Treble clef, quarter note G4, quarter note A4, quarter note B4, quarter note C5, quarter note B4, quarter note A4, quarter note G4, quarter note F4, quarter note E4, quarter note D4, quarter note C4. Measure 12: Bass clef, quarter note C3, quarter note D3, quarter note E3, quarter note F3, quarter note G3, quarter note A3, quarter note B3, quarter note C4.

Trio pour la Flute

Freillon-Poncein, La Véritable Manière (Paris, 1700)
'Trio pour la Flute'

Trio pour la flûte.

Measures 1-3 of the Trio for the flute. The first staff (flute) contains measures 1, 2, and 3. The second staff (violin) contains measures 1, 2, and 3. The third staff (cello) contains measures 1, 2, and 3. Measure 1 shows a melodic line in the flute and a bass line in the cello. Measure 2 continues the melodic development. Measure 3 features a more active bass line.

Measures 4-6 of the Trio for the flute. The first staff (flute) contains measures 4, 5, and 6. The second staff (violin) contains measures 4, 5, and 6. The third staff (cello) contains measures 4, 5, and 6. Measure 4 is marked with a '+' and shows a complex melodic figure in the flute. Measure 5 continues this figure. Measure 6 shows a resolution of the melodic line.

Measures 7-9 of the Trio for the flute. The first staff (flute) contains measures 7, 8, and 9. The second staff (violin) contains measures 7, 8, and 9. The third staff (cello) contains measures 7, 8, and 9. Measure 7 shows a melodic line in the flute and a bass line in the cello. Measure 8 continues the melodic development. Measure 9 features a more active bass line.

Measures 10-12 of the Trio for the flute. The first staff (flute) contains measures 10, 11, and 12. The second staff (violin) contains measures 10, 11, and 12. The third staff (cello) contains measures 10, 11, and 12. Measure 10 is marked with a '+' and shows a complex melodic figure in the flute. Measure 11 continues this figure. Measure 12 shows a resolution of the melodic line.

1
2
3

Handwritten musical notation for measures 1, 2, and 3. Measure 1 is in treble clef with a forte dynamic (f.) and contains a melodic line with a '+' above the first note. Measure 2 is in treble clef with a forte dynamic (f.) and contains a melodic line with a '+' above the first note and a bracketed annotation [+ -> +] above the second measure. Measure 3 is in bass clef with a forte dynamic (f.) and contains a bass line with a '+' above the first note.

4
5
6

Handwritten musical notation for measures 4, 5, and 6. Measure 4 is in treble clef with a forte dynamic (f.) and contains a melodic line with '+' above the first, second, and fourth notes. Measure 5 is in treble clef with a forte dynamic (f.) and contains a melodic line with '+' above the first, second, and fourth notes. Measure 6 is in bass clef with a forte dynamic (f.) and contains a bass line with a '+' above the first note.

7
8
9

Handwritten musical notation for measures 7, 8, and 9. Measure 7 is in treble clef with a forte dynamic (f.) and contains a melodic line with '+' above the first, second, third, fourth, fifth, sixth, and seventh notes. Measure 8 is in treble clef with a forte dynamic (f.) and contains a melodic line with '+' above the first, second, and fourth notes. Measure 9 is in bass clef with a forte dynamic (f.) and contains a bass line with a '+' above the first note.

10
11
12

Handwritten musical notation for measures 10, 11, and 12. Measure 10 is in treble clef with a forte dynamic (f.) and contains a melodic line with '+' above the first, second, third, fourth, and fifth notes. Measure 11 is in treble clef with a forte dynamic (f.) and contains a melodic line with '+' above the first, second, and fourth notes. Measure 12 is in bass clef with a forte dynamic (f.) and contains a bass line with a '+' above the first note.

Sounds of war for all types of instrument including sections for Violins, Oboes and Trumpets. The bass should be played on basses, bassoons, trumpets and timpani.

Gay
Violins, oboes

Basses, Bassoons, Trumpets and Drums.

Basses and bassoons.

Tutti


Hennet for the Oboes.
Boix

Bassoons.


Musical notation for measures 1 and 2. Measure 1 features a melodic line in the upper staff with a slur over the first two notes and a plus sign above the third note. The lower staff provides a bass line. Measure 2 continues the bass line.

Musical notation for measures 3 and 4. Measure 3 has a plus sign above the second note of the upper staff. Measure 4 continues the melodic and bass lines.

Musical notation for measures 5 and 6. Measure 5 has a plus sign above the first note of the upper staff. Measure 6 concludes the section.



Repeat of Section 1.



Trumpet I

Musical notation for Trumpet I, measures 9 and 10. Measure 9 has a plus sign above the second note. Measure 10 continues the line.

Trumpet II

Musical notation for Trumpet II, measures 9 and 10. Measure 9 has a plus sign above the second note. Measure 10 continues the line.

Musical notation for measures 11 and 12, upper staff. Measure 11 has a plus sign above the second note. Measure 12 continues the line.

Musical notation for measures 11 and 12, lower staff. Measure 11 has a plus sign above the second note. Measure 12 continues the line.

Repeat of Section 1.

Trio of oboes.

Musical notation for the first two staves of the Trio of oboes section. The first staff (labeled 1) contains a melodic line with eighth and sixteenth notes, including some beamed sixteenth notes. The second staff (labeled 2) contains a lower melodic line with similar rhythmic patterns.

Bassoons.

Musical notation for the first two staves of the Bassoons section. The third staff (labeled 3) features a melodic line with eighth notes and some beamed sixteenth notes. The fourth staff (labeled 4) provides a supporting bass line with eighth notes.

Musical notation for the third and fourth staves of the Bassoons section. The fifth staff (labeled 5) continues the melodic line from the previous staff. The sixth staff (labeled 6) continues the bass line. A box on the right side of the sixth staff contains the text "Repeat of Section 1."

Trumpet I

Musical notation for the first two staves of the Trumpet I section. The seventh staff (labeled 7) shows a melodic line with quarter notes and some accents. The eighth staff (labeled 8) shows a supporting bass line with quarter notes.

Trumpet II

Musical notation for the first two staves of the Trumpet II section. The ninth staff (labeled 9) shows a melodic line with quarter notes and accents. The tenth staff (labeled 10) shows a supporting bass line with quarter notes.

Musical notation for the third and fourth staves of the Trumpet II section. The eleventh staff (labeled 11) continues the melodic line. The twelfth staff (labeled 12) continues the bass line.

Musical notation for the fifth and sixth staves of the Trumpet II section. The thirteenth staff (labeled 11) continues the melodic line. The fourteenth staff (labeled 12) continues the bass line.

1
2
Repeat of Section 1.

Trumpet I

3
4

Trumpet II

Violins and oboes

5
6
String basses and bassoon

Trumpet I

7
8

Trumpet II

9
10
Repeat of Section 1.

Musnet for oboe

11
12

Musical notation for measures 1 and 2. Measure 1 (top staff) contains a treble clef, a key signature of one sharp (F#), and a 3/4 time signature. It features a melodic line with a half note G4, a quarter note A4, a quarter note B4, and a half note C5, all marked with a '+' above them. Measure 2 (bottom staff) contains a bass clef and a melodic line with a half note G3, a quarter note A3, a quarter note B3, and a half note C4.

Musical notation for measures 3 and 4. Measure 3 (top staff) continues the melodic line from measure 1. Measure 4 (bottom staff) continues the bass line from measure 2, ending with a half note C4.

Musical notation for measures 5 and 6. Measure 5 (top staff) continues the melodic line. Measure 6 (bottom staff) continues the bass line, ending with a half note C4.

Musical notation for measures 7 and 8. Measure 7 (top staff) continues the melodic line. Measure 8 (bottom staff) continues the bass line, ending with a half note C4.

Musical notation for measures 9 and 10. Measure 9 (top staff) continues the melodic line. Measure 10 (bottom staff) continues the bass line, ending with a half note C4.

Passacaille in two sections for the flute [recorder]

Tandremment

Musical notation for measures 11 and 12. Measure 11 (top staff) begins with a treble clef, a key signature of one sharp (F#), and a 3/4 time signature. It features a melodic line with a half note G4, a quarter note A4, a quarter note B4, and a half note C5, all marked with a '+' above them. Measure 12 (bottom staff) contains a bass clef and a melodic line with a half note G3, a quarter note A3, a quarter note B3, and a half note C4.

Musical notation for measures 1 and 2. The system consists of two staves. The upper staff (treble clef) contains notes with various accidentals and ties. The lower staff (bass clef) contains a simple bass line with quarter and eighth notes.

Musical notation for measures 3 and 4. The system consists of two staves. The upper staff (treble clef) contains notes with various accidentals and ties. The lower staff (bass clef) contains a simple bass line with quarter and eighth notes.

Musical notation for measures 5 and 6. The system consists of two staves. The upper staff (treble clef) contains notes with various accidentals and ties. The lower staff (bass clef) contains a simple bass line with quarter and eighth notes.

Musical notation for measures 7 and 8. The system consists of two staves. The upper staff (treble clef) contains notes with various accidentals and ties. The lower staff (bass clef) contains a simple bass line with quarter and eighth notes.

Musical notation for measures 9 and 10. The system consists of two staves. The upper staff (treble clef) contains notes with various accidentals and ties. The lower staff (bass clef) contains a simple bass line with quarter and eighth notes.

Musical notation for measures 11 and 12. The system consists of two staves. The upper staff (treble clef) contains notes with various accidentals and ties. The lower staff (bass clef) contains a simple bass line with quarter and eighth notes.

Musical notation for measures 1 and 2. Measure 1 features a treble clef, a key signature of one sharp (F#), and a melody of eighth notes with a final quarter note. Measure 2 features a bass clef, a key signature of one sharp (F#), and a bass line with a half note, a quarter note, and a quarter rest.

Musical notation for measures 3 and 4. Measure 3 features a treble clef, a key signature of one sharp (F#), and a melody of eighth notes with a final quarter note. Measure 4 features a bass clef, a key signature of one sharp (F#), and a bass line with a half note, a quarter note, and a quarter rest.

Musical notation for measures 5 and 6. Measure 5 features a treble clef, a key signature of one sharp (F#), and a melody of eighth notes with a final quarter note. Measure 6 features a bass clef, a key signature of one sharp (F#), and a bass line with a half note, a quarter note, and a quarter rest.

Musical notation for measures 7 and 8. Measure 7 features a treble clef, a key signature of one sharp (F#), and a melody of quarter notes. Measure 8 features a bass clef, a key signature of one sharp (F#), and a bass line of eighth notes with a final quarter note.

Musical notation for measures 9 and 10. Measure 9 features a treble clef, a key signature of one sharp (F#), and a melody of quarter notes. Measure 10 features a bass clef, a key signature of one sharp (F#), and a bass line of eighth notes with a final quarter note.

Musical notation for measures 11 and 12. Measure 11 features a treble clef, a key signature of one sharp (F#), and a melody of quarter notes. Measure 12 features a bass clef, a key signature of one sharp (F#), and a bass line of eighth notes with a final quarter note.

Musical notation for measures 1 and 2. The system consists of two staves. The upper staff (treble clef) contains notes with stems and beams, and rests. The lower staff (bass clef) contains notes with stems and beams, and rests. Measure numbers 1 and 2 are indicated on the right side of the staves.

Musical notation for measures 3 and 4. The system consists of two staves. The upper staff (treble clef) contains notes with stems and beams, and rests. The lower staff (bass clef) contains notes with stems and beams, and rests. Measure numbers 3 and 4 are indicated on the right side of the staves.

Musical notation for measures 5 and 6. The system consists of two staves. The upper staff (treble clef) contains notes with stems and beams, and rests. The lower staff (bass clef) contains notes with stems and beams, and rests. Measure numbers 5 and 6 are indicated on the right side of the staves.

Musical notation for measures 7 and 8. The system consists of two staves. The upper staff (treble clef) contains notes with stems and beams, and rests. The lower staff (bass clef) contains notes with stems and beams, and rests. Measure numbers 7 and 8 are indicated on the right side of the staves.

Musical notation for measures 9 and 10. The system consists of two staves. The upper staff (treble clef) contains notes with stems and beams, and rests. The lower staff (bass clef) contains notes with stems and beams, and rests. Measure numbers 9 and 10 are indicated on the right side of the staves.

Musical notation for measures 11 and 12. The system consists of two staves. The upper staff (treble clef) contains notes with stems and beams, and rests. The lower staff (bass clef) contains notes with stems and beams, and rests. Measure numbers 11 and 12 are indicated on the right side of the staves.

Measures 1 and 2 of a musical score. The top staff (treble clef) contains a melodic line with eighth and quarter notes, and a sharp sign above the final measure. The bottom staff (bass clef) contains a bass line with quarter and eighth notes.

Measures 3 and 4 of a musical score. The top staff (treble clef) continues the melodic line. The bottom staff (bass clef) features a bass line with several accidentals (sharps and naturals) and a sharp sign above the final measure.

Measures 5 and 6 of a musical score. The top staff (treble clef) continues the melodic line. The bottom staff (bass clef) continues the bass line with quarter and eighth notes.

Measures 7 and 8 of a musical score. The top staff (treble clef) features a melodic line with many beamed eighth notes and slurs. The bottom staff (bass clef) contains a bass line with quarter notes and rests.

Measures 9 and 10 of a musical score. The top staff (treble clef) continues the melodic line with beamed eighth notes and slurs. The bottom staff (bass clef) contains a bass line with quarter notes and rests.

Measures 11 and 12 of a musical score. The top staff (treble clef) continues the melodic line with various note values and slurs. The bottom staff (bass clef) contains a bass line with quarter notes and rests.

Handwritten musical notation for measures 1 and 2. The system consists of two staves. The top staff is in treble clef and the bottom staff is in bass clef. Both are in the key of D major (two sharps). Measure 1 contains a half note D4 with an accent, a quarter note E4 with an accent, a quarter note F#4 with an accent, and a quarter note G4 with an accent. Measure 2 contains a quarter note A4 with an accent, a quarter note B4 with an accent, a quarter note C5 with an accent, and a quarter note D5 with an accent.

Handwritten musical notation for measures 3 and 4. The system consists of two staves. The top staff is in treble clef and the bottom staff is in bass clef. Both are in the key of D major. Measure 3 contains a quarter note E4, a quarter note F#4, a quarter note G4, and a quarter note A4. Measure 4 contains a quarter note B4, a quarter note C5, a quarter note D5, and a quarter note E5.

Handwritten musical notation for measures 5 and 6. The system consists of two staves. The top staff is in treble clef and the bottom staff is in bass clef. Both are in the key of D major. Measure 5 contains a quarter note F#4, a quarter note G4, a quarter note A4, and a quarter note B4. Measure 6 contains a quarter note C5, a quarter note D5, a quarter note E5, and a quarter note F#5.

Handwritten musical notation for measures 7 and 8. The system consists of two staves. The top staff is in treble clef and the bottom staff is in bass clef. Both are in the key of D major. Measure 7 contains a quarter note G4, a quarter note A4, a quarter note B4, and a quarter note C5. Measure 8 contains a quarter note D5, a quarter note E5, a quarter note F#5, and a quarter note G5. The word "Minnuet" is written above measure 7 and "Gay" is written below measure 7.

Handwritten musical notation for measures 9 and 10. The system consists of two staves. The top staff is in treble clef and the bottom staff is in bass clef. Both are in the key of D major. Measure 9 contains a quarter note A4, a quarter note B4, a quarter note C5, and a quarter note D5. Measure 10 contains a quarter note E5, a quarter note F#5, a quarter note G5, and a quarter note A5.

Handwritten musical notation for measures 11 and 12. The system consists of two staves. The top staff is in treble clef and the bottom staff is in bass clef. Both are in the key of D major. Measure 11 contains a quarter note B4, a quarter note C5, a quarter note D5, and a quarter note E5. Measure 12 contains a quarter note F#5, a quarter note G5, a quarter note A5, and a quarter note B5.

Musical notation for measures 1 and 2. Measure 1 features a melodic line with a slur over the first two notes and a '+' above the third. Measure 2 has a '+' above the first note. The bass line contains chords with '+' signs above them.

Musical notation for measures 3 and 4. Measure 3 has a '+' above the first note. Measure 4 has a '+' above the first note. The bass line contains chords with '+' signs above them.

Musical notation for measures 5 and 6. Measure 5 has a '+' above the first note. Measure 6 has a '+' above the first note. The bass line contains chords with '+' signs above them.

Musical notation for measures 7 and 8. Measure 7 has a '+' above the first note and the word 'Fin' written above the staff. Measure 8 has a '+' above the first note and the word 'Fin' written below the staff.

Musical notation for measures 9 and 10. Measure 9 has a '+' above the first note. Measure 10 has a '+' above the first note. The bass line contains chords with '+' signs above them.

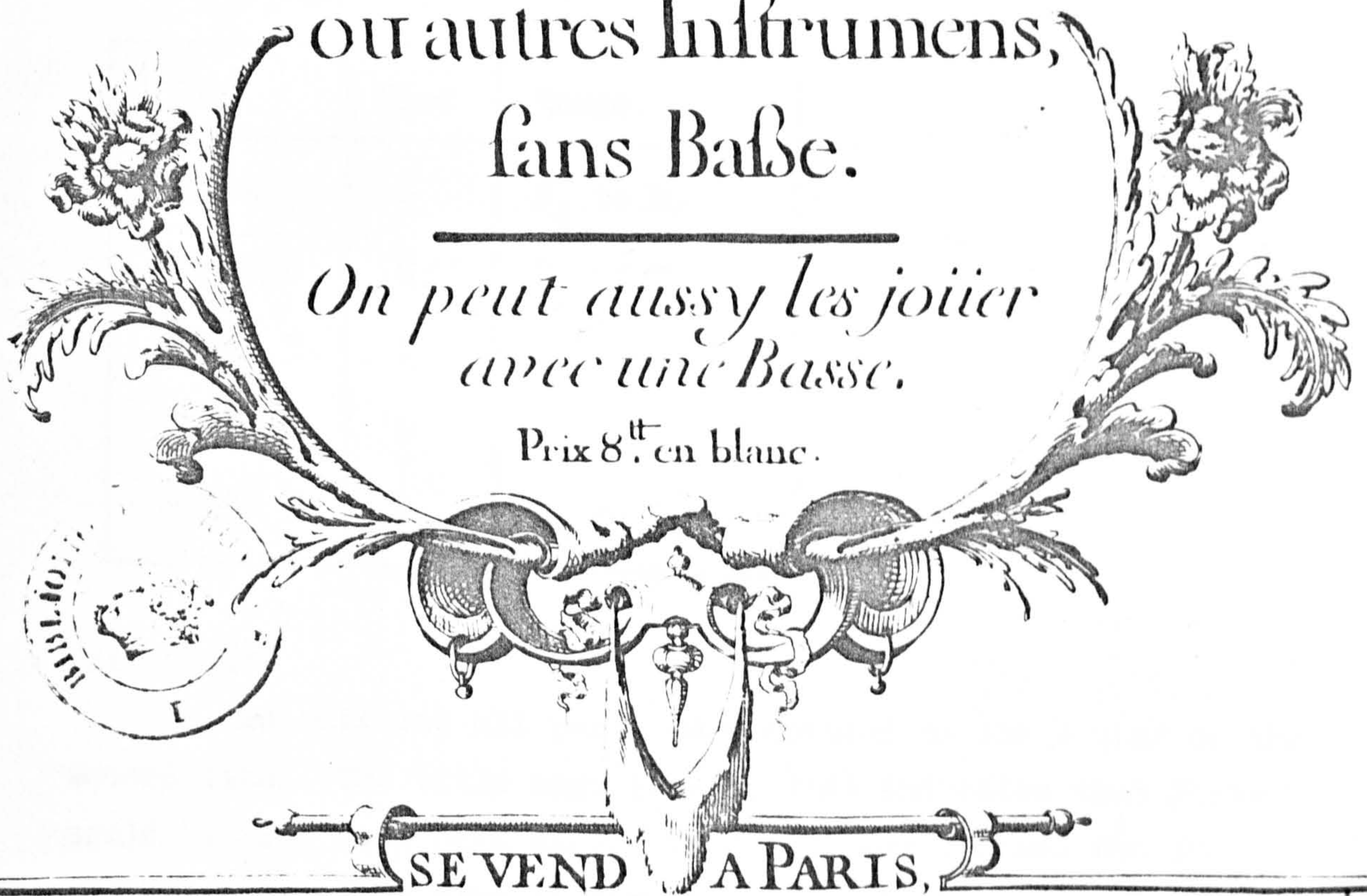
Musical notation for measures 11 and 12. Measure 11 has a '+' above the first note. Measure 12 has a '+' above the first note. The bass line contains chords with '+' signs above them.

XV^e OEUVRE
de M^r. Boismortier,
CONTENANT VI CONCERTOS
Pour 5 Flûtes-Traversieres

ou autres Instrumens,
sans Basse.

*On peut aussy les joier
avec une Basse.*

Prix 8th en blanc.



CHEZ } *L'Auteur, rue S^t. Antoine derriere la barriere
des Sergens devant les Jesuites.
Le S^r. Boivin m^o. rue S^t. Honoré a la regle d'or*
Avec Privilège du Roy. 1727. *Maria sculpfit.*

Joseph de Boismortier Concerto for five flutes Op. 15, No. 1

Editorial method

(i) Source

This edition has been newly transcribed from a photocopy of the original 1727 Paris edition in the Bibliothèque Nationale, Paris (Catalogue Number 4406). In the original edition Flutes 1 and 2 were written together in a separate part, as was the music for Flutes 3 and 4. Flute 5 combined with the figured bass was written in yet another separate part. The present edition transcribes all five voices in score with figured bass notated under Flute 5's staff. The range of the parts is as follows:

Part	Clef	Range
Flute 1	G	D ₄ to E ₆
Flute 2	G	D ₄ to D ₆
Flute 3	G	D ₄ to D ₆
Flute 4	G	D ₄ to E ₆
Flute 5	G	D ₄ to G ₅

(ii) Clefs

In the original all parts were notated in the G clef on the second line. The title page (see p. 114) indicates that Flute 5 could be used as a bass part. In a full performance the piece would be played by five flutes, continuo (bassoon(?)) and harpsichord) doubling the fifth flute part, and strings doubling the tutti sections.

(iii) Ornamentation

The only ornament used was the small cross (+) indicating in most circumstances a trill. See Chapter 6 in Volume I for more information about ornamentation.

(iv) Time signatures

Original time signatures have been retained.

(v) Dynamics

No dynamic indications were given in the original. The concerto idiom in which tutti and solo sections are juxtaposed has 'built-in' dynamic contrasts.

(vi) Slurs

All slurs were in the original, except those noted in the Commentary.

(vii) Editorial markings

All editorial markings are given within square brackets. Errors are corrected and noted in the Commentary.

Concerto I^o



Adagio.


Joseph de Boismortier, Concerto for five flutes Op. 15, No. 1 (Paris, 1727)
Parts for Flutes I and II.

Joseph de Boismortier Concerto for five flutes Op. 15, No. 1


(Paris, 1727)

Adagio

Note: Before transcribing this work I believed it had not appeared in modern edition. However, after the transcription was complete, I read in an old Hoffmeister catalogue that Boismortier's op. 15 had been published by this firm in 1957, but it is currently unavailable and has therefore not been consulted.



Musical notation system 1, measures 1-7. Includes staves 2, 3, 4, and 5. Measure numbers 2, 3, 4, 5, 6, 7 are on the right. Includes a sharp sign (#) and a 5 below the staff in measure 7.



Musical notation system 2, measures 8-12. Includes staves 8, 9, 10, 11, and 12. Measure numbers 8, 9, 10, 11, 12 are on the right. Includes a sharp sign (#) and a 5 below the staff in measure 12.

Musical score system 1, measures 2-6. The system consists of four staves. The top staff contains a melodic line with notes and rests, including a slur over measures 3 and 4. The second staff contains a bass line with notes and rests, including a slur over measures 3 and 4. The third and fourth staves contain a bass line with notes and rests. Measure numbers 2, 3, 4, 5, and 6 are indicated on the right side of the staves. Below the fourth staff, there are handwritten numbers: 6, 5, 4, #, 0, 0, 6, 4, 3, 0.

Musical score system 2, measures 8-12. The system consists of four staves. The top staff contains a melodic line with notes and rests, including a slur over measures 8 and 9. The second staff contains a bass line with notes and rests, including a slur over measures 8 and 9. The third and fourth staves contain a bass line with notes and rests. Measure numbers 8, 9, 10, 11, and 12 are indicated on the right side of the staves. Below the fourth staff, there are handwritten numbers: 7, 6, 5, #.



Musical score system 1, measures 1-4. The system consists of four staves. The top staff contains a melodic line with notes and rests, including a slur over measures 2 and 3. The second staff contains a bass line with notes and rests. The third and fourth staves contain a bass line with notes and rests. Measure numbers 2, 3, 4, and 5 are written on the right side of the staves. Handwritten numbers 7, 7, and 8 are written below the bottom staff at measures 1, 2, and 3 respectively.



Musical score system 2, measures 8-12. The system consists of four staves. The top staff contains a melodic line with notes and rests, including a slur over measures 8 and 9. The second staff contains a bass line with notes and rests. The third and fourth staves contain a bass line with notes and rests. Measure numbers 8, 9, 10, 11, and 12 are written on the right side of the staves. Handwritten numbers 7, 5, 4, #, #, and 6 are written below the bottom staff at measures 8, 9, 10, 11, and 12 respectively.

Musical score system 1, measures 1-6. The system consists of five staves. The top staff contains a melodic line with various ornaments and accidentals. The lower staves provide harmonic support. Measure numbers 2, 3, 4, 5, and 6 are indicated on the right side of the staves. Below the bottom staff, there are handwritten numbers: 6, 5, 7, 8, 6.


Musical score system 2, measures 7-12. The system consists of five staves. The top staff continues the melodic line. Measure numbers 8, 9, 10, 11, and 12 are indicated on the right side of the staves. Below the bottom staff, there are handwritten numbers: 7, 4, 3, 4, 3, 4.

Musical score system 1, measures 1-6. The system consists of four staves. The first staff is in treble clef with a key signature of one sharp (F#). The music features various note values, including quarter and eighth notes, and rests. There are several slurs and accents. Measure numbers 2, 3, 4, 5, and 6 are indicated on the right side of the staves. Below the bottom staff, there are fingering numbers: 3, 4 6, 3 6, 7, 7, 7.


Musical score system 2, measures 7-12. The system consists of four staves. The first staff is in treble clef with a key signature of one sharp (F#). The music continues with various note values and rests. There are several slurs and accents. Measure numbers 8, 9, 10, 11, and 12 are indicated on the right side of the staves. Below the bottom staff, there is a bracketed instruction [1. 5] and fingering numbers: 7 6 5 4 3, 6 4 3, 6 4.

Musical score for systems 2 through 6. Each system consists of two staves. System 2 includes a slur over the first two notes of the upper staff and a '+' sign above the first note of the lower staff. System 3 includes a slur over the first two notes of the upper staff and a '+' sign above the first note of the lower staff. System 4 includes a slur over the first two notes of the upper staff. System 5 includes a slur over the first two notes of the upper staff. System 6 includes a slur over the first two notes of the upper staff. Fingering numbers 3, 4, 3, 5, 7, and 6 are written below the notes in the lower staff of system 6.

Musical score for systems 7 through 12. Each system consists of two staves. System 7 includes a '+' sign above the first note of the upper staff. System 8 includes a '+' sign above the first note of the upper staff. System 9 includes a '+' sign above the first note of the upper staff. System 10 includes a '+' sign above the first note of the upper staff. System 11 includes a '+' sign above the first note of the upper staff. System 12 includes a '+' sign above the first note of the upper staff. Fingering numbers 6, 5, 4, and 3 are written below the notes in the lower staff of system 12.



Allegro




System 1-5: Five staves of music. Staves 1 and 2 are marked *Solo*. Staves 3, 4, and 5 are marked *Solo*. The bottom staff includes handwritten markings $\frac{6}{5}$ and $\frac{7}{5}$.

System 7-11: Five staves of music. Staves 7 and 8 are marked *b tutti*. Staves 7 and 8 are also marked *Solo*. Staves 9, 10, and 11 are marked *b tutti*. The bottom staff includes handwritten markings $\frac{6}{5}$ and $\frac{7}{5}$.

Musical score for measures 2 through 6. The score consists of five staves. The first two staves are marked with the dynamic *tutti*. The music features a complex rhythmic pattern with many sixteenth and thirty-second notes. A sharp sign (#) is present at the end of the sixth measure.

Musical score for measures 8 through 12. The score consists of five staves. The first staff is marked with the dynamic *Solo*. The music continues with the complex rhythmic patterns from the previous section. At the bottom of the page, there are handwritten markings: $\frac{6}{5}$, 4 #, 5, 5, and 6.



Handwritten musical score for a guitar piece, measures 2-6. The score consists of five staves. The top staff is the treble clef, and the bottom staff is the bass clef. The music is in a key with one sharp (F#) and a 2/4 time signature. Measure 2 is marked with a '+' above the staff and the word 'tutti' above the final notes. Measure 6 has a '+' above the staff and a sharp sign below the staff. Below the bass staff, there are handwritten fingering numbers: 7 6 5 #, 7 6 # 4, 7 5 # 5 #.

Handwritten musical score for a guitar piece, measures 8-12. The score consists of five staves. The top staff is the treble clef, and the bottom staff is the bass clef. The music is in a key with one sharp (F#) and a 2/4 time signature. Measures 8 and 9 are marked with 'solo' and 'tutti' above the staff. Measure 10 is marked with 'Solo' above the staff. Measure 12 has a sharp sign below the staff. Below the bass staff, there are handwritten fingering numbers: 7 8.

Musical score for measures 2 through 6. The score consists of five staves. The first two staves are marked *tutti*. The bottom staff contains the following chord sequence: $6 \frac{6}{5} 4 \#$, followed by a bar line, then $\#$, followed by another bar line, and finally $\#$.

Musical score for measures 8 through 12. The score consists of five staves. The first staff is marked *Solo*, *tutti*, *Solo*, *tutti*, *Solo*. The bottom staff contains the following chord sequence: $6 \frac{6}{5} 4 \#$, followed by a bar line, then $\#$, followed by another bar line, and finally $x6 \frac{6}{5}$.

Musical score for measures 2 through 6. The score consists of five staves. The first two staves are marked with dynamics: *tutti solo* above the first staff and *solo* above the second staff. The third and fourth staves are marked with *tutti* above them. The fifth staff contains a bass line with a 7-fret barre and a sequence of notes: 6, 5, 4, 4#. A plus sign (+) is placed above the first staff in the second measure.

Musical score for measures 8 through 12. The score consists of five staves. The bottom staff (measure 12) has a sequence of notes: 6, 5, 4, 3. There are horizontal lines under the first, second, and third staves in measure 12.

Musical score system 1, measures 1-6. The notation is in treble clef. It consists of four staves. The first staff contains a melodic line with slurs and accents. The second and third staves contain guitar chord diagrams. The fourth staff contains a bass line with fret numbers 5, 5, 9, 6, 7 written below it. A horizontal line is drawn under the measure containing the fret number 9.

Musical score system 2, measures 7-12. The notation is in treble clef. It consists of four staves. The first staff has a melodic line with slurs and accents, with the word "Solo" written above it. The second staff has a melodic line with slurs and accents, with the word "Solo" written above it. The third staff has a melodic line with slurs and accents, with the word "Solo" written above it. The fourth staff has a bass line with fret numbers 5, 6, 7 written below it. The word "Solo" is also written above the third measure of this staff.


Musical score for staves 2 through 6. Each staff begins with the handwritten annotation "buthi".
Staff 2: Treble clef, 2/4 time signature. Contains a melodic line with eighth and sixteenth notes.
Staff 3: Treble clef, 2/4 time signature. Contains a melodic line with eighth and sixteenth notes.
Staff 4: Treble clef, 2/4 time signature. Contains a melodic line with eighth and sixteenth notes.
Staff 5: Treble clef, 2/4 time signature. Contains a melodic line with eighth and sixteenth notes.
Staff 6: Treble clef, 2/4 time signature. Contains a bass line with eighth notes and rests. Fingerings "5 7" and "6 7" are written below the staff.

Musical score for staves 8 through 12. Each staff begins with a treble clef and a 2/4 time signature.
Staff 8: Treble clef, 2/4 time signature. Contains a melodic line with eighth notes and rests. Fingerings "7 6" are written below.
Staff 9: Treble clef, 2/4 time signature. Contains a melodic line with eighth notes and rests. Fingerings "6 5 4 3" are written below.
Staff 10: Treble clef, 2/4 time signature. Contains a melodic line with eighth notes and rests. Fingerings "4 3" are written below.
Staff 11: Treble clef, 2/4 time signature. Contains a melodic line with eighth notes and rests.
Staff 12: Treble clef, 2/4 time signature. Contains a melodic line with eighth notes and rests.

Allegro
Solo

2
3
4
5
6

8
9
10
11
12



Musical score system 1, measures 2-6. Includes a 'Solo' instruction and various musical notations.

2


Solo

3

1

5

6



Musical score system 2, measures 8-12. Includes 'batti' instructions and bass line notation.

8

batti

9

batti

10

11

12

b — 6 — 6 — 6

A musical score system consisting of six staves, numbered 1 through 6 on the right. The notation includes treble clefs, a key signature of one sharp (F#), and a 4/4 time signature. The music features a variety of rhythmic patterns, including eighth and sixteenth notes, and rests. The first two staves (1 and 2) have a similar melodic line. The third and fourth staves (3 and 4) have a similar melodic line. The fifth and sixth staves (5 and 6) have a similar melodic line. There are some accidentals and dynamics markings throughout the system.

A musical score system consisting of six staves, numbered 7 through 12 on the right. The notation includes treble clefs, a key signature of one sharp (F#), and a 4/4 time signature. The music features a variety of rhythmic patterns, including eighth and sixteenth notes, and rests. The first two staves (7 and 8) have a similar melodic line. The third and fourth staves (9 and 10) have a similar melodic line. The fifth and sixth staves (11 and 12) have a similar melodic line. There are some accidentals and dynamics markings throughout the system.


Solo

2
3
4
5
6

X 6 5 — 6 4 X4 X4 6 4 # # —

7
8
9
10
11
12


6 6 b6 X6 7 — 4 # 7 #




Musical score system 1, measures 2-6. The system consists of four staves. The top staff is marked with a treble clef and a key signature of one flat. The word "tutti" is written above the first staff. The notation includes various rhythmic values and accidentals. Below the staves, there are handwritten notes: $b \frac{6}{5} - 7 - b + \# \# -$ and $6 \quad 5$.



Musical score system 2, measures 8-12. The system consists of four staves. The notation includes various rhythmic values and accidentals. Below the staves, there are handwritten notes: $6 \quad 5$, 6 , 6 , 5 , and 5 .




2
3
4
5
6
5 6 6 8 8 4 3




8
9
Solo batti Solo batti
10
11
12
6 6 7 6 5 # 6 5 7 b #

Handwritten musical score for measures 2 through 6. The score is written on five staves. The first staff contains melodic lines with some notes marked with a 'W' and a '+' sign. The second staff contains a bass line with notes marked with 'y'. The third staff is marked 'Solo' and contains a melodic line with notes marked with '+' signs and the word 'bubi'. The fourth and fifth staves contain bass lines with notes marked with 'y'. Below the staves, there are handwritten chord symbols: '6 6 7' over '5 #' and '7 5 #'.


Handwritten musical score for measures 8 through 12. The score is written on five staves. The first staff contains melodic lines with notes marked with '+' signs and the word 'Solo'. The second staff contains a bass line with notes marked with '+' signs and the word 'Solo'. The third and fourth staves contain melodic lines with notes marked with '+' signs. The fifth staff contains a bass line with notes marked with 'y'. Below the staves, there are handwritten chord symbols: '7', 'x6', 'x6', and '7' over '5 #'.



A musical score system with four staves. The top staff (labeled 2) contains a melodic line with various notes and rests. The second staff (labeled 3) contains a similar melodic line. The third staff (labeled 4) and the bottom staff (labeled 6) contain a bass line with notes and rests. The system is divided into measures by vertical bar lines.




A musical score system with four staves. The top staff (labeled 8) contains a melodic line with notes and rests, including the word "tutti" written above it. The second staff (labeled 9) contains a similar melodic line, also with "tutti" written above it. The third staff (labeled 11) and the bottom staff (labeled 12) contain a bass line with notes and rests. The system is divided into measures by vertical bar lines. At the bottom of the page, there are some handwritten markings, including a horizontal line and the number "5".



2
3
4
5
6

8 6 5 7 6 5 7



8
9
10
11
12

b — 6 — 6 — 6 — 6 — 6 — 4 3 4

Textual Commentary

Abbreviations: b = breve s = semibreve m = minim c = crotchet
 q = quaver sq = semiquaver k-s = key signature t-s = time signature
 rep = repeated tab = tablature s n = staff notation
 p = page l = line b = bar bl = barline n = note Ex = example

Comments are presented in the format: page, line, bar, number of note in the bar, information. Pitches are quoted in American Acoustical Notation (see Notes in Volume I).

Example: 12 6 5 2: q F_4 = Page 12, line 6, bar 5, note 2: quaver F_4 .

Charles Borjon, Traité pour la Musette (Lyon, 1672)

6 1 - -: tab includes n 9 in downward scale of the musette; this n is omitted from the s n / 6 4 6 7: first occurrence of this sign (see Introductory notes, Volume II, pp. 1 and 2) / 6 9 1 4: D_5 rep in s n; not rep in the tab. / 6 10 2 10: C_5 is m in tab; C_5 is s in s n. C_5 should be a dotted m to agree with 6 12 2 11 (being the 'simple' of that 'double') / 6 11 - -: no bl suggested in s n but tab inserts one at end of l. / 7 6 5 1+2: rep G_4 falls outwith suggested bar structure; bar of $\frac{6}{4}$ here / 7 9-12 - -: this piece appeared in the order set down here in both s n and tab versions. It was traditional, however, to perform 'simples' and 'doubles' in corresponding pairs, so that a suggested order of performance would be 7 9 1+2 - : 7 11 1+2 - : 7 9 3 - and 7 10 - - : 7 11 3 - and 7 12 - - / 8 1 - -: sign C misplaced at beginnings of l 2 and l 4 in s n instead of at l 1 and l 3 / 10 3 1 6: this n a m in s n but dotted in tab / 10 3 2 5: ornament for a coulement placed over this n. This may have been simply a slip on the part of the engraver (the ornament does not occur at any other point in these pieces) / 10 4 - -: rhythm of tab adopted here / 11 7 1+2 -: rhythm ambiguous in both s n and tab at this point /

11 11-12 - -: repeats written out. Dotted n are held over the
bl in the rhythm $\downarrow \uparrow \downarrow$. This is not clarified in the s n.

Jacques Hotteterre, Méthode pour la Musette (Paris, 1737)

18 4 6 1: m C_5 should be undotted / 19 4+5 3 2: two examples of
written out appoggiaturas / 19 5 2 2: should E_5 be a c F_5 since
phrase is in other respects identical with 1 4 ? / 19 6 - -: note
similarity of opening phrase to beginning of Ex 3 / 19 6+7 - -: un-
usual phrase structure of 4 + 4 + 3 bars / 20 3 1 -: note 'fill-
ing in' of 20 2 1 2+4 in the rhythmic pattern $\uparrow \downarrow \uparrow \downarrow$ of the foll-
owing 1. See Hotteterre's comments about tonguing this exceptional
type of pattern in his Principes p. 62 / Between Ex 8 and Ex 9 on
p. 20 Hotteterre comments that, 'Ornaments are described on p. 48
of the Méthode and in the table in Hotteterre's Oeuvre II'. / 21
3 1-3 -: opening rhythm is exactly similar to that used in the
Marche des Barbets (Ex 10) / 21 9 5-6 -: alternative cadence pro-
vided in the original / 22 5-7 - -: hemiolas are accentuated by
the underlying harmonic implications of the melody / 22 10-12 - -:
one of only 4 examples with characteristic dotted rhythms (see also
Exs 11, 31, and 87). An example of elementary rondo form; 'theme'
is characterised by dotted notes and the contrasting phrases are
smooth / 22 12 1 1: an ornament added above the c C_5 (') to corr-
espond with 22 10 1 1 / 23 2 1-4 -: opening 4-bar phrase consists
of 2 rep 2-bar semi-phrases; cf Ex 24 / 24 8 1-4 -: cf comments
re Ex 19 / 25 9+10 3+6 2: hemiolas in b 3 and b 6 are emphasised
with ornamentation; cf Ex 16 in which hemiolas were emphasised
through the underlying harmonic structure / 26 2+3 - -: phrase 4
(26 3 - -) starts off as an inversion of phrase 3 (26 2 - -) /
26 6 3 -: note characteristic march rhythm: $\downarrow \uparrow \downarrow \uparrow$ / 26 7-9
- -: cf dotted rhythms of Exs 11, 18, and 87 / 27 5-9 - -: note
unusual 5-bar phrases / 27 10+11 1 3: G_4 is provided as an alter-
native n of the tune since the musette's normal downward compass
only extends to F_4 / 29 1-8 - -: this movement was chosen to intro-
duce and provide practice in the production of B_5 flat / 30 1+2 -
-: the slur over the rep sign in the original is taken to indicate
the equivalent of a 1st and 2nd time rep bar (see comments on rep
signs in Volume II, p. 13 / 31 9 - -: after Ex 43 Hotteterre states

that the signs \vdots , $\vdots\vdots$, and $\vdots\mid$ indicate the equivalent of arbitrary repeats. / 32 1 3-4 -: C_5 is dotted over the bl to indicate tying over the b; modern equivalent is suggested in square brackets. / 33 9 - - to 34 2 - -: movement chosen to introduce and give practice in the production of F_4 sharp; cf Ex 38 / 35 8-9 - -: note entire piece consistently in dotted rhythm: $\mid \cdot \downarrow \cdot \downarrow \cdot \downarrow \mid$ / 35 12 - -: third phrase of unusual length: 7 bars; cf 5-bar phrases of Ex 34 / 36 7-8 3 3: unusual syncopated rhythm ($\downarrow \uparrow \downarrow$) and its only occurrence in the Méthode / 36 10 3 3: first introduction of A_5 flat in the Méthode but no mention of this fact is made in the text; of the comments re Ex 38 and Ex 49 / 37 3 2 2: dotted m should not be tied to a c; n should only be a dotted m in duration. / 41 3 2 2-3: bl inserted here in error in the original. / 42 2-5 - -: of Ex 91 which is the transposition of this musette from Callirhoe. The text points out the example as a demonstration of transposition between the keys of G and C major. / 46 10 2 3+4: lower ns not available on the musette; cf comments on Ex 45. Also cf Exs 11, 18, and 31 in their use of dotted note figures. / 47 11 3 2: this is the only example of the ornament \smile in the Méthode. Did Hotteterre intend a tour de chant, or was the ornament a mistake for a port de voix? / 48 10 - -: an air chosen for practice on the small chanter. / 49 6-9 - -: a comparison of the untransposed version of this example (Ex 79) with the present version shows some minor discrepancies including (i) quavers grouped in fours are dotted in Ex 79 - not so in Ex 91, and (ii) Ex 79 contains additional ornamentation. / 50 9-11 - -: this is the only example in the collection utilising both small and large chanters simultaneously. Other examples of such pieces are suggested for practice by Hotteterre on p. 64 of the Méthode. These include Pièces pour la Musette by Mr Jean Hotteterre.

Freillon-Poncein, La Véritable Manière (Paris, c. 1700)



Preludes for oboe in seven major and minor keys

58 8 3 -: in original Ms two ms were tied together; dotted m substituted. / 58 9 1 -: time signature missing. / 60 9 3 -: s should be tied over the bl to c. / 61 8 4 4: C_6 should be C_6 sharp in B

minor. / ~~62 11 1~~. ~~time signature missing in the original.~~ /
 62 12 3 6-7: engraver put a sharp before B₄ instead of C₅ in the
 key of E (melodic) minor. / 63 5 1 -: time signature missing.

Jacques Hotteterre, L'Art de Préluder (Paris, 1719)

Preludes for transverse flute

69 3 1 -: bl omitted after first q in l in Sanvoisin ed. / 69 3 2
 1: c A₅ should be dotted to give a b of 3 time; dotted in San-
 voisin. / 70 3 1 -: bl omitted after first q in Sanvoisin (as at
 69 3 1 -). / 71 5 3 1: dotted c A₅. / 74 1 3 -: rhythm given in
 original as ; alternative suggested. / 74 7 2 -:
 an exactly parallel situation to 74 1 3 -. Sanvoisin notated the
 rhythm as ; alternative suggested as at 74 1 3 -. /
 76 7 1 -: this Prelude starts with a c rest in the Sanvoisin ed.
 instead of with a q rest. / 78 6 2 -: grouping acc. to beat in
 this b would confuse; original notation retained. / 79 2 1 -:
 rhythm of this b rationalized. Sanvoisin tied the c to a sq instead
 of to a demi-sq. / 79 9 3 3: q A₅.

Freillon-Poncein, La Véritable Manière (Paris, c. 1700)

Concerted wind pieces.

100 8 1 5-6: original Ms gave the last quavers of the b as D₅ and
 E₅ and this produced consecutive 2nds between the two recorder parts.
 E₅ and F₅ have been substituted. / 100 9 5 1: rep cs E₃ are tied in
 the original; a m E₃ has been substituted. / 102 12 5 1: m C₃ has
 been substituted for tied C₃ cs. / 103 2 3 1: as at 102 12 5 1. /
 105 4 2 1: as at 102 12 5 1. / 106 8 4 1: m G₃ undotted in the
 original; dot added. / 106 9 2 1: as at 102 12 5 1. / 107 10 4 3:
 m B₂ should be a c; c substituted for a m in present ed. / 108 2
 4 4: as at 102 12 5 1. / 109 7 4 1: q D₅ should be D₅ sharp? (In
 all other comparable positions the final b of the Passacaille theme
 is dominant major harmony). / 110 6 4 3: cf mistake at 107 10 4 3.

Joseph de Boismortier, Concerto for five flutes Op. 15, No. 1
(Paris, 1727)

118 8 3 4: original Ms gave q A_5 instead of a c. / 121 8 4 1: s
should be dotted (undotted in the original). / 121 11 4 3-5: slur
suggested since Flutes III and V have slurs at corresponding places.
/ 122 5 2 3-5: as at 121 11 4 3-5.